

**THOMAS COUNTY BOARD OF EDUCATION**

**THOMASVILLE, GEORGIA**

**ANNUAL FINANCIAL REPORT FOR THE YEAR ENDED**

**JUNE 30, 2010**

**(Including Independent Auditor's Reports)**

THOMAS COUNTY BOARD OF EDUCATION

- TABLE OF CONTENTS -

Page

SECTION I

FINANCIAL

INDEPENDENT AUDITOR'S COMBINED REPORT ON BASIC FINANCIAL  
STATEMENTS AND SUPPLEMENTARY INFORMATION - SCHEDULE OF  
EXPENDITURES OF FEDERAL AWARDS

REQUIRED SUPPLEMENTARY INFORMATION

MANAGEMENT'S DISCUSSION AND ANALYSIS i

EXHIBITS

BASIC FINANCIAL STATEMENTS

DISTRICT-WIDE FINANCIAL STATEMENTS

A	STATEMENT OF NET ASSETS	1
B	STATEMENT OF ACTIVITIES	2

FUND FINANCIAL STATEMENTS

C	BALANCE SHEET GOVERNMENTAL FUNDS	4
D	RECONCILIATION OF THE GOVERNMENTAL FUNDS BALANCE SHEET TO THE STATEMENT OF NET ASSETS	5
E	STATEMENT OF REVENUES, EXPENDITURES AND CHANGES IN FUND BALANCES GOVERNMENTAL FUNDS	6
F	RECONCILIATION OF THE GOVERNMENTAL FUNDS STATEMENT OF REVENUES, EXPENDITURES AND CHANGES IN FUND BALANCES TO THE STATEMENT OF ACTIVITIES	7
G	STATEMENT OF FIDUCIARY NET ASSETS FIDUCIARY FUNDS	8
H	STATEMENT OF CHANGES IN FIDUCIARY NET ASSETS FIDUCIARY FUNDS	9
I	NOTES TO THE BASIC FINANCIAL STATEMENTS	10

SCHEDULES

REQUIRED SUPPLEMENTARY INFORMATION

1	SCHEDULE OF REVENUES, EXPENDITURES AND CHANGES IN FUND BALANCES - BUDGET AND ACTUAL GENERAL FUND	27
---	--	----

THOMAS COUNTY BOARD OF EDUCATION

- TABLE OF CONTENTS -

Page

SECTION I

FINANCIAL

SCHEDULES

SUPPLEMENTARY INFORMATION

2	SCHEDULE OF EXPENDITURES OF FEDERAL AWARDS	28
3	SCHEDULE OF STATE REVENUE	30
4	SCHEDULE OF APPROVED LOCAL OPTION SALES TAX PROJECTS	31
5	ALLOTMENTS AND EXPENDITURES GENERAL FUND - QUALITY BASIC EDUCATION PROGRAMS (QBE) BY PROGRAM	33

SECTION II

COMPLIANCE AND INTERNAL CONTROL REPORTS

INDEPENDENT AUDITOR'S REPORT ON INTERNAL CONTROL OVER FINANCIAL REPORTING  
AND ON COMPLIANCE AND OTHER MATTERS BASED ON AN AUDIT OF FINANCIAL  
STATEMENTS PERFORMED IN ACCORDANCE WITH *GOVERNMENT AUDITING STANDARDS*

INDEPENDENT AUDITOR'S REPORT ON COMPLIANCE WITH REQUIREMENTS THAT COULD HAVE  
A DIRECT AND MATERIAL EFFECT ON EACH MAJOR PROGRAM AND ON INTERNAL CONTROL  
OVER COMPLIANCE IN ACCORDANCE WITH OMB CIRCULAR A-133

SECTION III

AUDITEE'S RESPONSE TO PRIOR YEAR FINDINGS AND QUESTIONED COSTS

SUMMARY SCHEDULE OF PRIOR YEAR FINDINGS AND QUESTIONED COSTS

SECTION IV

FINDINGS AND QUESTIONED COSTS

SCHEDULE OF FINDINGS AND QUESTIONED COSTS

SECTION I

FINANCIAL



## DEPARTMENT OF AUDITS AND ACCOUNTS

270 Washington Street, S.W., Suite 1-156  
Atlanta, Georgia 30334-8400

**Russell W. Hinton**  
STATE AUDITOR  
(404) 656-2174

April 12, 2011

Honorable Nathan Deal, Governor  
Members of the General Assembly  
Members of the State Board of Education  
and  
Superintendent and Members of the  
Thomas County Board of Education

INDEPENDENT AUDITOR'S COMBINED REPORT ON BASIC FINANCIAL  
STATEMENTS AND SUPPLEMENTARY INFORMATION - SCHEDULE OF  
EXPENDITURES OF FEDERAL AWARDS

Ladies and Gentlemen:

We have audited the accompanying financial statements of the governmental activities, each major fund, and the aggregate remaining fund information (Exhibits A through I) of the Thomas County Board of Education, as of and for the year ended June 30, 2010, which collectively comprise the Board's basic financial statements as listed in the table of contents. These financial statements are the responsibility of the Thomas County Board of Education's management. Our responsibility is to express opinions on these financial statements based on our audit.

We conducted our audit in accordance with auditing standards generally accepted in the United States of America and the standards applicable to financial audits contained in *Government Auditing Standards*, issued by the Comptroller General of the United States. Those standards require that we plan and perform the audit to obtain reasonable assurance about whether the financial statements are free of material misstatement. An audit includes examining, on a test basis, evidence supporting the amounts and disclosures in the financial statements, assessing the accounting principles used and the significant estimates made by management, as well as evaluating the overall financial statement presentation. We believe that our audit provides a reasonable basis for our opinions.

In our opinion, the financial statements referred to previously present fairly, in all material respects, the respective financial position of the governmental activities, each major fund, and the aggregate remaining fund information of the Thomas County Board of Education, as of June 30, 2010, and the respective changes in financial position thereof for the year then ended in conformity with accounting principles generally accepted in the United States of America.

In accordance with *Government Auditing Standards*, we have also issued our report dated April 12, 2011, on our consideration of the Thomas County Board of Education's internal control over financial reporting and on our tests of its compliance with certain provisions of laws, regulations, contracts, and grant agreements and other matters. The purpose of that report is to describe the scope of our testing of internal control over financial reporting and compliance and the results of that testing, and

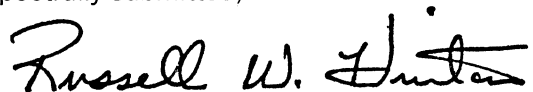
not to provide an opinion on the internal control over financial reporting or on compliance. That report is an integral part of an audit performed in accordance with *Government Auditing Standards* and should be considered in assessing the results of our audit.

Accounting principles generally accepted in the United States of America require that the Management's Discussion and Analysis and the Schedule of Revenues, Expenditures and Changes in Fund Balances - Budget and Actual, as presented on pages i through x and page 27 respectively, be presented to supplement the basic financial statements. Such information, although not a part of the basic financial statements, is required by the Governmental Accounting Standards Board, who considers it to be an essential part of financial reporting for placing the basic financial statements in an appropriate operational, economic, or historical context. We have applied certain limited procedures, to the required supplementary information in accordance with auditing standards generally accepted in the United States of America, which consisted of inquiries of management about the methods of preparing the information and comparing the information for consistency with management's responses to our inquiries, the basic financial statements, and other knowledge we obtained during the audit of the basic financial statements. We do not express an opinion or provide any assurance on the information because the limited procedures do not provide us with sufficient evidence to express an opinion or provide any assurance.

Our audit was conducted for the purpose of forming opinions on the financial statements that collectively comprise the Thomas County Board of Education's financial statements as a whole. The accompanying supplementary information consists of Schedules 2 through 5, which includes the Schedule of Expenditures of Federal Awards as required by U. S. Office of Management and Budget Circular A-133, *Audits of States, Local Governments, and Non-Profit Organizations*, are presented for purposes of additional analysis and are not a required part of the financial statements. Such information is the responsibility of management and was derived from and relate directly to the underlying accounting and other records used to prepare the financial statements. The information has been subjected to the auditing procedures applied in the audit of the financial statements and certain additional procedures, including comparing and reconciling such information directly to the underlying accounting and other records used to prepare the financial statements or to the financial statements themselves, and other additional procedures in accordance with auditing standards generally accepted in the United States of America. In our opinion, the information is fairly stated, in all material respects, in relation to the financial statements as a whole.

A copy of this report has been filed as a permanent record in the office of the State Auditor and made available to the press of the State, as provided for by Official Code of Georgia Annotated section 50-6-24.

Respectfully submitted,



Russell W. Hinton, CPA, CGFM  
State Auditor

RWH:as  
2010ARL-11

THOMAS COUNTY BOARD OF EDUCATION  
MANAGEMENT'S DISCUSSION AND ANALYSIS  
FOR THE FISCAL YEAR ENDED JUNE 30, 2010

The discussion and analysis of Thomas County Board of Education's financial performance provides an overall review of the Board's financial activities for the fiscal year ended June 30, 2010. The intent of this discussion and analysis is to look at the Board's financial performance as a whole. Readers should also review the financial statements and the notes to the basic financial statements to enhance their understanding of the Board's financial performance.

### Financial Highlights

Key financial highlights for 2010 are as follows:

- ❑ On the District-wide financial statements, the assets of the Board exceeded liabilities by \$60.6 million, an increase of \$4.7 million over fiscal year 2009. Of the \$60.6 million, \$4.5 million is unrestricted and is available for spending at the School Board's discretion.
- ❑ The Board had \$50.4 million in expenses relating to governmental activities; only \$36.4 million of these expenses are offset by program specific charges for services, grants and contributions. General revenues (primarily property and sales taxes) of \$18.7 million were adequate to provide for these programs.
- ❑ As stated above, general revenues accounted for \$18.7 million or 34.0 percent of all revenues totaling \$55.1 million. Program specific revenues in the form of charges for services, grants and contributions accounted for \$36.4 million, or 66.0 percent of total revenues.
- ❑ Among major funds, the General Fund had \$48.5 million in revenue and \$48.1 million in expenditures, plus \$0.09 million in other uses. The General Fund's balance increased to \$5.1 million from \$4.8 million.

### Using the Basic Financial Statements

This annual report consists of a series of financial statements and notes to those statements. These statements are organized so the reader can understand the Thomas County Board of Education as a financial whole, or as an entire operating entity.

The *Statement of Net Assets* and *Statement of Activities* provide information about the activities of the whole Board, presenting both an aggregate view of the Board's finances and a longer-term view of those finances. *Fund financial statements* provide the next level of detail. For governmental funds, these statements tell how services were financed in the short-term as well as what remains for future spending. The fund financial statements also look at the Board's most significant funds. In the case of the Thomas County Board of Education, the General Fund is by far the most significant fund.

### **Reporting the Board as a Whole**

#### *Statement of Net Assets and the Statement of Activities*

While this document contains the large number of funds used by the Board to provide programs and activities for the schools, the view of the Board as a whole looks at all financial transactions and asks the question, "How did we do financially during fiscal year 2010?" The Statement of Net Assets and the Statement of Activities answers this question. These statements include all *assets* and *liabilities* using the economic resources focus and *accrual basis of accounting* similar to the accounting used by most private-sector companies. This basis of accounting takes into account all of the current year's revenues and expenses regardless of when the cash is received or paid.

THOMAS COUNTY BOARD OF EDUCATION  
MANAGEMENT'S DISCUSSION AND ANALYSIS  
FOR THE FISCAL YEAR ENDED JUNE 30, 2010

These two statements report the Board's *net assets* and changes in those assets. This change in net assets is important because it tells the reader that, for the Board as a whole, the *financial position* of the Board has improved or diminished. The causes of this change may be the result of many factors, some financial, some not. Nonfinancial factors include the Board's property tax base, facility conditions, required educational programs and other factors.

In the Statement of Net Assets and the Statement of Activities, the Board has one distinct type of activity:

- Governmental Activities** - All of the Board's programs and services are reported here including instruction, support services, operation and maintenance of plant, pupil transportation, food service, student activity accounts and various others.

***Reporting the Board's Most Significant Funds***

*Fund Financial Statements*

Fund financial reports provide detailed information about the Board's major funds. The Board uses many funds to account for a multitude of financial transactions. However, these fund financial statements focus on the Board's most significant funds. The Board's major governmental funds are the General Fund, Capital Projects Fund, and the Debt Service Fund.

***Governmental Funds*** Most of the Board's activities are reported in governmental funds, which focus on how money flows into and out of those funds and the balances left at year-end available for spending in future periods. These funds are reported using the current financial resources measurement focus and the *modified accrual* accounting method, which measures cash and all other *financial assets* that can readily be converted to cash. The governmental fund statements provide a detailed *short-term view* of the Board's general government operations and the basic services it provides. Governmental fund information helps determine whether there are adequate financial resources that can be spent in the near future to finance educational programs. The relationship (or differences) between governmental *activities* (reported in the Statement of Net Assets and the Statement of Activities) and governmental *funds* is reconciled in the financial statements.

***Fiduciary Funds*** The Board is the trustee, or *fiduciary*, for assets that belong to others, such as school clubs and organizations within the principals' accounts. The district is responsible for ensuring that the assets reported in these funds are used only for their intended purposes and by those to whom the assets belong. The district excludes these activities from the District-wide financial statements because it cannot use these assets to finance its operations.

**The Board as a Whole**

The perspective of the statement of net assets is of the Board as a whole. Table 1 provides a summary of the Board's net assets for fiscal year 2010, and the comparative amounts for fiscal year 2009.



THOMAS COUNTY BOARD OF EDUCATION  
MANAGEMENT'S DISCUSSION AND ANALYSIS  
FOR THE FISCAL YEAR ENDED JUNE 30, 2010

**Table 1**  
**Net Assets at June 30, 2010 and 2009**

	Governmental Activities	
	Fiscal Year 2010	Fiscal Year 2009
<b>Assets</b>		
Current and Other Assets	\$ 19,384,429	\$ 21,822,941
Capital Assets, Net	62,812,619	58,105,137
<b>Total Assets</b>	<b>\$ 82,197,048</b>	<b>\$ 79,928,078</b>
<b>Liabilities</b>		
Current and Other Liabilities	\$ 6,993,347	\$ 7,453,646
Long-Term Liabilities	14,609,185	16,579,335
<b>Total Liabilities</b>	<b>\$ 21,602,532</b>	<b>\$ 24,032,981</b>
<b>Net Assets</b>		
Invested in Capital Assets, Net of Related Debt	\$ 49,020,653	\$ 46,076,147
Restricted	7,104,550	5,767,870
Unrestricted	4,469,313	4,051,080
<b>Total Net Assets</b>	<b>\$ 60,594,516</b>	<b>\$ 55,895,097</b>

Total net assets increased by \$4.7 million in fiscal year 2010. Current assets decreased by \$2.4 million and capital assets increased by \$4.7 million in fiscal year 2010, primarily due to the completion of a new gymnasium at an elementary school and the new P.R.E.P. (Preparing for Relevant Economic Pursuits) Academy at the high school.

Table 2 shows the changes in net assets for fiscal year 2010 compared to changes in net assets for fiscal year 2009.

**THOMAS COUNTY BOARD OF EDUCATION  
MANAGEMENT'S DISCUSSION AND ANALYSIS  
FOR THE FISCAL YEAR ENDED JUNE 30, 2010**

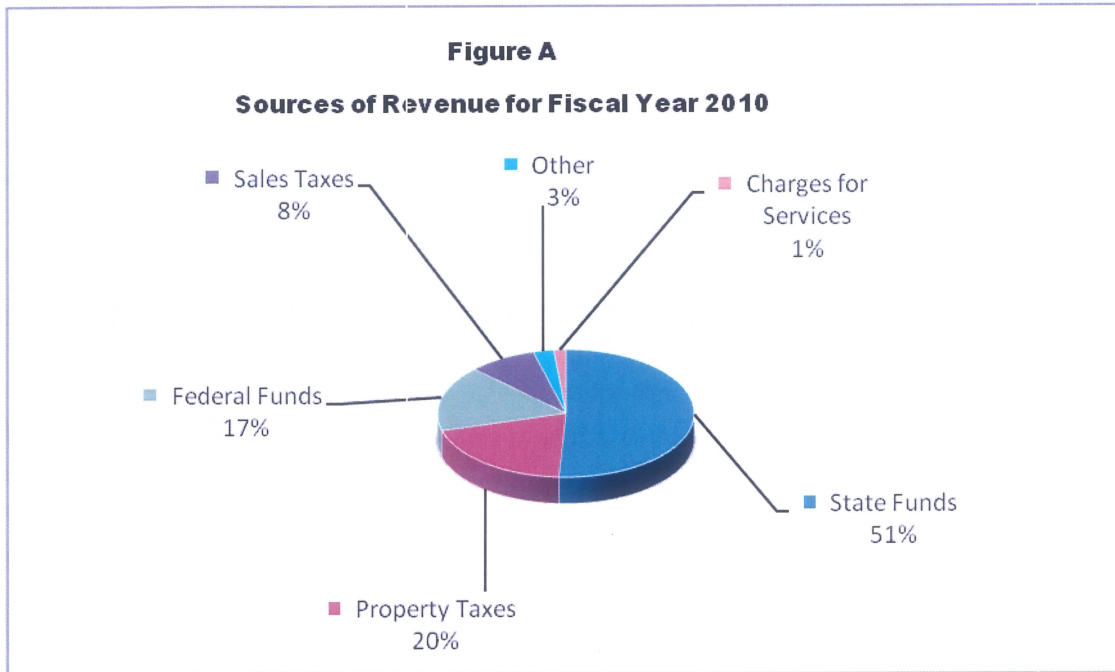
**Table 2  
Change in Net Assets**

	Governmental Activities	
	Fiscal Year 2010	Fiscal Year 2009
<b>Revenues</b>		
Program Revenues:		
Charges for Services and Sales	\$ 844,931	\$ 917,219
Operating Grants and Contributions	33,644,347	33,792,571
Capital Grants and Contributions	1,864,590	2,480,637
<b>Total Program Revenues</b>	<b>\$ 36,353,868</b>	<b>\$ 37,190,427</b>
General Revenues:		
Taxes		
Property Taxes		
For Maintenance and Operations	\$ 10,927,013	\$ 11,455,705
Sales Taxes		
Special Purpose Local Option Sales Tax		
For Debt Service and Capital Projects	4,590,444	4,634,596
Other Sales Tax	133,588	184,559
Grants and Contributions not		
Restricted to Specific Programs	1,671,010	3,456,340
Investment Earnings	307,361	340,520
Miscellaneous	1,113,055	1,321,800
<b>Total General Revenues</b>	<b>\$ 18,742,471</b>	<b>\$ 21,393,520</b>
<b>Total Revenues</b>	<b>\$ 55,096,339</b>	<b>\$ 58,583,947</b>
<b>Program Expenses:</b>		
Instruction	\$ 31,123,628	\$ 33,450,015
Support Services		
Pupil Services	2,677,717	2,855,859
Improvement of Instructional Services	2,470,308	2,529,156
Educational Media Services	740,810	815,778
General Administration	554,186	601,811
School Administration	2,938,820	2,985,356
Business Administration	350,001	359,265
Maintenance and Operation of Plant	3,408,546	3,242,737
Student Transportation Services	1,870,600	1,784,070
Central Support Services	313,363	360,651
Other Support Services	241,614	233,151
Operations of Non-Instructional Services		
Enterprise Operations	258,601	253,169
Food Services	2,985,566	3,018,970
Interest on Short-Term and Long-Term Debt	463,160	755,173
<b>Total Expenses</b>	<b>\$ 50,396,920</b>	<b>\$ 53,245,161</b>
<b>Increase in Net Assets</b>	<b>\$ 4,699,419</b>	<b>\$ 5,338,786</b>

THOMAS COUNTY BOARD OF EDUCATION  
MANAGEMENT'S DISCUSSION AND ANALYSIS  
FOR THE FISCAL YEAR ENDED JUNE 30, 2010

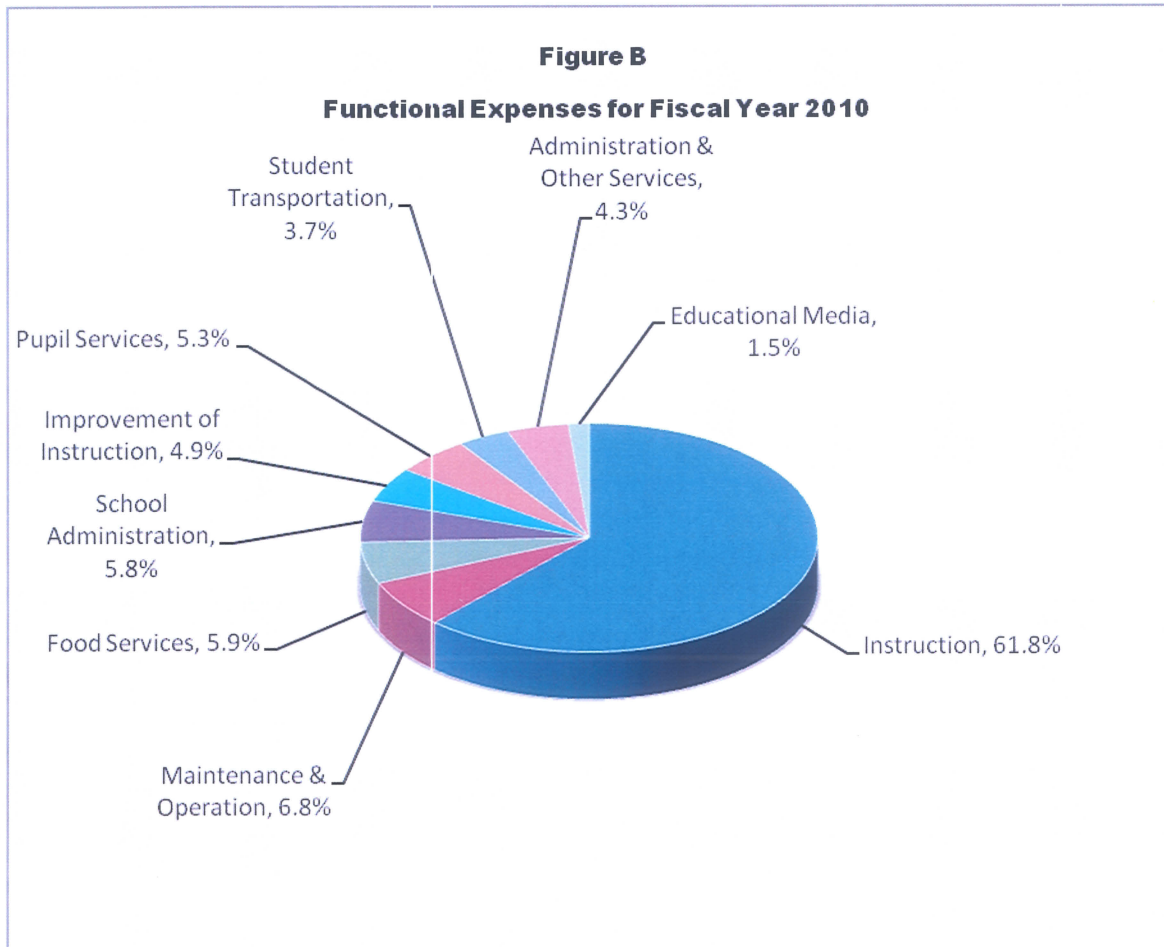
Operating grants and contributions decreased slightly by \$0.1 million due to overall state education funding reductions. Capital grants decreased by \$0.6 million due to the reduction of two facility grants from the State of Georgia for the renovation of the high school and for the construction of the P.R.E.P. Academy.

Figure A shows the funding sources for the governmental fund revenues. State grants comprise 51.0 percent of the Board's revenues, a decrease of 7.0 percent from 2009. Property Taxes make up 20.0 percent of the total funding (an increase of 1.0 percent from 2009), while an additional 17.0 percent is received from Federal sources, an increase of 7.0 percent from 2009 due to the Federal stimulus funds (ARRA) received during 2010.



THOMAS COUNTY BOARD OF EDUCATION  
MANAGEMENT'S DISCUSSION AND ANALYSIS  
FOR THE FISCAL YEAR ENDED JUNE 30, 2010

As shown in Figure B, Instruction comprised 61.8 percent of governmental program expenses, while eight additional areas comprise the other 38.2 percent of expenditures for fiscal year 2010. Administration and Other Services (4.3 percent) consist of the central office, business and warehouse, athletics and other operations of the School District. Areas that impact student instruction the most comprise 73.5 percent of the expenses, which included instruction, pupil services, improvement of instruction, and media services.



THOMAS COUNTY BOARD OF EDUCATION  
MANAGEMENT'S DISCUSSION AND ANALYSIS  
FOR THE FISCAL YEAR ENDED JUNE 30, 2010

**Governmental Activities**

The Statement of Activities shows the cost of program services and the charges for services and grants offsetting those services. Table 3 shows, for governmental activities, the total cost of services and the net cost of services. In other words, it identifies the cost of these services supported by tax revenue and unrestricted State entitlements.

**Table 3  
Governmental Activities**

	Total Cost of Services		Net Cost of Services	
	Fiscal	Fiscal	Fiscal	Fiscal
	Year 2010	Year 2009	Year 2010	Year 2009
Instruction	\$ 31,123,628	\$ 33,450,015	\$ 6,831,080	\$ 8,259,249
Support Services:				
Pupil Services	2,677,717	2,855,859	1,397,497	1,227,477
Improvement of Instructional Services	2,470,308	2,529,156	1,074,570	1,797,169
Educational Media Services	740,810	815,778	106,615	88,431
General Administration	554,186	601,811	-619,926	-545,237
School Administration	2,938,820	2,985,356	1,538,369	1,418,538
Business Administration	350,001	359,265	348,882	345,679
Maintenance and Operation of Plant	3,408,546	3,242,737	1,825,610	1,601,992
Student Transportation Services	1,870,600	1,784,070	947,927	764,403
Central Support Services	313,363	360,651	311,047	243,666
Other Support Services	241,614	233,151		
Operations of Non-Instructional Services:				
Enterprise Operations	258,601	253,169	47,281	171,904
Food Services	2,985,566	3,018,970	-229,060	-73,709
Interest on Short-Term and Long-Term Debt	463,160	755,173	463,160	755,173
<b>Total Expenses</b>	<b>\$ 50,396,920</b>	<b>\$ 53,245,161</b>	<b>\$ 14,043,052</b>	<b>\$ 16,054,735</b>

Although *program revenues* make up a majority of the funding, the Board is still dependent upon tax revenues for governmental activities. Over 29.5 percent of instruction and support activities are supported through taxes and other general revenues, and for non-instructional activities and interest expense the general revenue support is 7.6 percent.

**The Board's Funds**

The Board's governmental funds are accounted for using the modified accrual basis of accounting. Total governmental funds had revenues and other financing sources of \$55.7 million and expenditures and other financing uses of \$57.5 million. There was a decrease in the fund balance totaling \$1.8 million for the governmental funds as a whole, which was attributed to the spending of some of the 2007 bond issuance proceeds of \$8.0 million. The General Fund had an increase of \$0.3 million, the Capital Projects Fund had a decrease of \$2.8 million due to the partial spending of the bond proceeds mentioned above, and the Debt Service Fund had an increase of \$0.7 million. The significant amount of fund balance in the general fund (\$5.1 million) reflects that the Board was able to adequately meet current costs and will be in a decent financial position in the near future.

THOMAS COUNTY BOARD OF EDUCATION  
MANAGEMENT'S DISCUSSION AND ANALYSIS  
FOR THE FISCAL YEAR ENDED JUNE 30, 2010

**General Fund Budgeting Highlights**

The Board's budget is prepared in accordance with Georgia law. The most significant budgeted fund is the General Fund.

During the course of fiscal year 2010, the Board amended its General Fund budget as needed. The Board uses site-based budgeting. The budgeting systems are designed to tightly control total site budgets but provide flexibility for site management.

For the General Fund, the final budgeted *revenues* of \$48.0 million was lower than the original budgeted amount of \$50.2 million by \$2.2 million. The actual revenues and other financing sources of \$48.5 million exceeded the amended budgeted amount by \$0.5 million.

The final budgeted *expenditures and other financing uses* of \$48.7 million was lower than the original budgeted amount of \$50.1 by \$1.4 million. The actual expenditures and other financing uses of \$48.2 million was \$0.5 million less than the amended budget.

General Fund revenues and other financing sources exceeded expenditures and other financing uses by \$0.3 million.

**Capital Assets and Debt Administration**

**Capital Assets**

At the end of fiscal year 2010 the Board had \$62.8 million invested in capital assets, net of depreciation, all in governmental activities. Table 4 shows fiscal year 2010 balances and comparative 2009 amounts.

Table 4  
Capital Assets  
(Net of Depreciation)

	Governmental Activities	
	Fiscal	Fiscal
	Year 2010	Year 2009
Land	\$ 1,338,754	\$ 1,338,754
Construction In Progress	3,683,408	2,417,439
Buildings and Building Improvements	51,512,323	48,232,221
Equipment	3,991,250	3,654,895
Land Improvements	2,286,884	2,461,828
Total	\$ 62,812,619	\$ 58,105,137

The construction in progress balance at June 30, 2010, consists of a lighting, ceiling and HVAC renovation project at Thomas County Central High School.

THOMAS COUNTY BOARD OF EDUCATION  
MANAGEMENT'S DISCUSSION AND ANALYSIS  
FOR THE FISCAL YEAR ENDED JUNE 30, 2010

**Debt**

At June 30, 2010, the Board had \$5.0 million in bonds outstanding with \$1.61 million of principal due within one year, and \$9.36 million in capital leases outstanding with \$0.8 million of principal due within one year. The capital leases are intergovernmental contracts with the South Georgia Governmental Services Authority. Long-Term debt decreased by \$2.0 million over the prior fiscal year.

Table 5 summarizes the Long-Term debt outstanding at June 30, 2010, with comparative amounts for fiscal year 2009.

**Table 5**

**Debt**

	Governmental Activities	
	Fiscal	Fiscal
	Year 2010	Year 2009
General Obligation Bonds	\$ 5,000,000	\$ 6,555,000
Capital Leases	9,356,836	9,775,000
Compensated Absences	252,349	249,335
<b>Total</b>	<b>\$ 14,609,185</b>	<b>\$ 16,579,335</b>

At June 30, 2010, the Board's overall legal bonding authority was \$93.7 million based on the assessed value of taxable property as of January 1, 2010, with bonds and capital leases outstanding of \$14.4 million. The Board has a legal debt margin of \$79.4 million at June 30, 2010. The Board's bonds have assigned ratings of "AA" by Standards and Poor's based on the Board's participation in the Georgia state intercept program. Standard and Poor's assigned an underlying rating of "A" for the School Districts Bonds.

**Current Issues**

The Thomas County School System consists of 6 campuses located in Thomas County, which had an estimated population of 46,235 in 2010, compared to 42,818 in 2000. The University of Georgia estimates the County's population to grow to 48,436 in 2015, an increase of only 5.0 percent. This indicates that the County has a stable population growth, much lower than the state as a whole. Historically, the County grew 12.2 percent during the 20 year period from 1980 to 2000, compared to 49.9 percent for the state of Georgia during the same 20 year period. The County's 2008 population ranked 44<sup>th</sup> out of 159 counties in the state. Current student enrollment in the system is approximately 5,472 students in grades PreK-12. As of 2008, Thomas County's population included 15.19 percent in the 65 plus age group, compared to 10.13 percent in the state as a whole. This larger retirement age of citizens may be a factor in our stable student counts.

The School Board's Second Education Local Option Sales Tax (ELOST) began January 1, 2008. For calendar year 2010, the average monthly tax collection was \$398,658, an increase of 0.3 percent over the average for calendar year 2009 of \$397,200. After two consecutive years of declining sales tax collections of 2.4 percent and 3.2 percent, the slight increase indicated that the local economy had apparently hit bottom and was possibly starting to increase.

THOMAS COUNTY BOARD OF EDUCATION  
MANAGEMENT'S DISCUSSION AND ANALYSIS  
FOR THE FISCAL YEAR ENDED JUNE 30, 2010

Thomas County's largest employer is Archbold Memorial Hospital, with 1,800 employees. The Thomas County Board of Education is the second largest employer with approximately 800 employees. The largest private employer is TECT Corporation, with employment of approximately 330.

The population growth of Thomas County is somewhat limited by the existence of many plantations in the county. Much of the land in the southern part of Thomas County, which borders Florida and is in close proximity to Tallahassee, is undeveloped timber land. In fact, five of the County's ten largest taxpayers are plantation owners. In 2008, 56.3 percent of all land in Thomas County was classified as forest land, according to the University of Georgia, compared to 51 percent in 1982.

Thomas County has one large municipality and six small communities. The county seat is Thomasville, which had an estimated population of 19,000 in 2007. The county also includes the communities of Barwick, Boston, Coolidge, Meigs, Ochlocknee, and Pavo, with populations ranging from 324 to 1,441. Unincorporated Thomas County represented 48.3 percent of the County's total estimated population in 2008.

The median household income as of 2008 was \$37,581 per year. As of 2007, the per capita income was \$31,104, ranking 24th out of 159 counties in Georgia. A major reason for this high per capita income is due to the large medical community in Thomasville. According to the University of Georgia, as of 2006 Thomas County had 148 physicians, which ranks 6<sup>th</sup> in Georgia in physicians rate per county resident.

In the past, unemployment for Thomas County was relatively low. As of October, 2010, Thomas County had an unemployment rate of 8.9 percent, compared to 10.2 percent for Georgia as a whole. This rate is significantly higher than the 4.0 percent rate that occurred 2007, and is evidence of the worst economic recession this State has seen for decades. For 2011, our state funding remains dramatically low, and the greatest current challenge is maintaining the educational programs of the system while receiving significantly less funding from the State, and, at the same time, not placing a larger burden on local taxpayers. The School System has continued its budget reductions in fiscal year 2011, including reduced staff levels, reduced benefits for all staff, reduced work days for all staff, and two fewer instructional days for students.

#### **Contacting the Board's Financial Management**

This financial report is designed to provide our citizens, taxpayers, investors and creditors with a general overview of the Board's finances and to show the Board's accountability for the money it receives. If you have questions about this report or need additional financial information, contact Joey N. Holland, CPA, Finance Director at the Thomas County Board of Education, 200 North Pinetree Boulevard, Thomasville, Georgia 31792. You may also email your questions to [hollandj@rose.net](mailto:hollandj@rose.net).



THOMAS COUNTY BOARD OF EDUCATION

THOMAS COUNTY BOARD OF EDUCATION  
STATEMENT OF NET ASSETS  
JUNE 30, 2010

EXHIBIT "A"

		GOVERNMENTAL ACTIVITIES
<u>ASSETS</u>		
Cash and Cash Equivalents	\$	11,638,158.54
Investments		1,918,440.65
Accounts Receivable, Net		
Taxes		938,014.99
State Government		3,051,828.00
Federal Government		1,436,095.89
Local		8,608.85
Other		30,873.72
Inventories		312,570.39
Capitalized Bond and Other Debt Issuance Costs		49,838.00
Capital Assets, Non-Depreciable		5,022,161.53
Capital Assets, Depreciable (Net of Accumulated Depreciation)		57,790,457.84
 Total Assets	 \$	 <u><u>82,197,048.40</u></u>
 <u>LIABILITIES</u>		
Accounts Payable	\$	636,433.46
Salaries and Benefits Payable		5,612,838.62
Interest Payable		141,481.66
Contracts Payable		435,387.77
Retainages Payable		167,205.58
Long-Term Liabilities		
Due Within One Year		2,512,673.14
Due in More Than One Year		12,096,511.78
 Total Liabilities	 \$	 <u><u>21,602,532.01</u></u>
 <u>NET ASSETS</u>		
Invested in Capital Assets, Net of Related Debt	\$	49,020,653.16
Restricted for		
Continuation of Federal Programs		1,154,571.96
Debt Service		3,375,843.10
Capital Projects		2,539,348.75
Charter School		34,786.07
Unrestricted		4,469,313.35
 Total Net Assets	 \$	 <u><u>60,594,516.39</u></u>
 Total Liabilities and Net Assets	 \$	 <u><u>82,197,048.40</u></u>

The notes to the basic financial statements are an integral part of this statement.

THOMAS COUNTY BOARD OF EDUCATION  
STATEMENT OF ACTIVITIES  
FOR THE YEAR ENDED JUNE 30, 2010

	EXPENSES	CHARGES FOR SERVICES
<u>GOVERNMENTAL ACTIVITIES</u>		
Instruction	\$ 31,123,628.49	\$ 115,247.40
Support Services		
Pupil Services	2,677,717.36	
Improvement of Instructional Services	2,470,308.11	
Educational Media Services	740,810.35	
General Administration	554,186.07	
School Administration	2,938,819.76	
Business Administration	350,001.21	
Maintenance and Operation of Plant	3,408,545.64	
Student Transportation Services	1,870,600.08	
Central Support Services	313,362.58	
Other Support Services	241,613.78	
Operations of Non-Instructional Services		
Enterprise Operations	258,600.38	211,319.42
Food Services	2,985,566.07	518,364.23
Interest on Short-Term and Long-Term Debt	463,159.85	
	\$ 50,396,919.73	\$ 844,931.05
General Revenues		
Taxes		
Property Taxes		
For Maintenance and Operations		
Railroad Cars		
Sales Taxes		
Special Purpose Local Option Sales Tax		
For Debt Services		
For Capital Projects		
Other Sales Tax		
Grants and Contributions not Restricted to Specific Programs		
Investment Earnings		
Miscellaneous		
Total General Revenues		
Change in Net Assets		
Net Assets - Beginning of Year		
Net Assets - End of Year		

The notes to the basic financial statements are an integral part of this statement.

EXHIBIT "B"

PROGRAM REVENUES		NET (EXPENSES)
OPERATING GRANTS AND CONTRIBUTIONS	CAPITAL GRANTS AND CONTRIBUTIONS	REVENUES AND CHANGES IN NET ASSETS
\$ 22,517,816.33	\$ 1,659,485.08	\$ -6,831,079.68
1,280,220.28		-1,397,497.08
1,395,737.56		-1,074,570.55
634,195.80		-106,614.55
1,174,111.69		619,925.62
1,363,158.95	37,291.80	-1,538,369.01
1,119.49		-348,881.72
1,582,935.18		-1,825,610.46
922,673.09		-947,926.99
2,315.56		-311,047.02
241,613.78		0.00
		-47,280.96
2,528,448.86	167,813.10	229,060.12
		-463,159.85
<u>\$ 33,644,346.57</u>	<u>\$ 1,864,589.98</u>	<u>\$ -14,043,052.13</u>

\$ 10,901,429.71
25,582.73
3,090,443.68
1,500,000.00
133,588.06
1,671,010.00
307,361.49
<u>1,113,055.38</u>
<u>\$ 18,742,471.05</u>
\$ 4,699,418.92
<u>55,895,097.47</u>
<u>\$ 60,594,516.39</u>

THOMAS COUNTY BOARD OF EDUCATION  
BALANCE SHEET  
GOVERNMENTAL FUNDS  
JUNE 30, 2010

EXHIBIT "C"

	GENERAL FUND	DISTRICT- WIDE CAPITAL PROJECTS FUND	DEBT SERVICE FUND	TOTAL
	<u>          </u>	<u>          </u>	<u>          </u>	<u>          </u>
<u>ASSETS</u>				
Cash and Cash Equivalents	\$ 6,089,449.74	\$ 3,199,483.04	\$ 2,349,225.76	\$ 11,638,158.54
Investments		1,200,000.00	718,440.65	1,918,440.65
Accounts Receivable, Net				
Taxes	488,356.64		449,658.35	938,014.99
State Government	3,051,828.00			3,051,828.00
Federal Government	1,436,095.89			1,436,095.89
Local	8,608.85			8,608.85
Other	30,873.72			30,873.72
Inventories	312,570.39			312,570.39
	<u>          </u>	<u>          </u>	<u>          </u>	<u>          </u>
 Total Assets	 <u>\$ 11,417,783.23</u>	 <u>\$ 4,399,483.04</u>	 <u>\$ 3,517,324.76</u>	 <u>\$ 19,334,591.03</u>
 <u>LIABILITIES AND FUND BALANCES</u>				
<u>LIABILITIES</u>				
Accounts Payable	\$ 594,942.52	\$ 41,490.94		\$ 636,433.46
Salaries and Benefits Payable	5,612,838.62			5,612,838.62
Contracts Payable		435,387.77		435,387.77
Retainages Payable		167,205.58		167,205.58
Deposits and Deferred Revenue	93,209.33			93,209.33
	<u>          </u>	<u>          </u>		<u>          </u>
 Total Liabilities	 <u>\$ 6,300,990.47</u>	 <u>\$ 644,084.29</u>		 <u>\$ 6,945,074.76</u>
 <u>FUND BALANCES</u>				
Reserved for:				
Continuation of Federal Programs	\$ 1,154,571.96			\$ 1,154,571.96
Debt Service			\$ 3,517,324.76	3,517,324.76
Capital Projects		\$ 2,539,348.75		2,539,348.75
Charter School	34,786.07			34,786.07
Unreserved				
Designated for Student Activities	264,340.93			264,340.93
Designated for Self-insurance	322,863.26			322,863.26
Undesignated Reported in:				
General Fund	3,340,230.54			3,340,230.54
Capital Projects		1,216,050.00		1,216,050.00
	<u>          </u>	<u>          </u>		<u>          </u>
 Total Fund Balances	 <u>\$ 5,116,792.76</u>	 <u>\$ 3,755,398.75</u>	 <u>\$ 3,517,324.76</u>	 <u>\$ 12,389,516.27</u>
	<u>          </u>	<u>          </u>	<u>          </u>	<u>          </u>
 Total Liabilities and Fund Balances	 <u>\$ 11,417,783.23</u>	 <u>\$ 4,399,483.04</u>	 <u>\$ 3,517,324.76</u>	 <u>\$ 19,334,591.03</u>

The notes to the basic financial statements are an integral part of this statement.

THOMAS COUNTY BOARD OF EDUCATION  
 RECONCILIATION OF THE GOVERNMENTAL FUNDS BALANCE SHEET  
 TO THE STATEMENT OF NET ASSETS  
 JUNE 30, 2010

EXHIBIT "D"

Total Fund Balances - Governmental Funds (Exhibit "C") \$ 12,389,516.27

Amounts reported for Governmental Activities in the Statement of Net Assets are different because:

Capital Assets used in Governmental Activities are not financial resources and therefore are not reported in the funds. These assets consist of:

Land	\$	1,338,753.91	
Construction in Progress		3,683,407.62	
Land Improvements		4,436,232.52	
Buildings		65,675,653.66	
Equipment		7,932,313.65	
Accumulated Depreciation		<u>-20,253,741.99</u>	
Total Capital Assets			62,812,619.37

Taxes that are not available to pay for current period expenditures are deferred in the funds. 93,209.33

Long-Term Liabilities, including Bonds Payable, are not due and payable in the current period and therefore are not reported as liabilities in the funds. Long-Term Liabilities at year-end consist of:

Bonds Payable	\$	-5,000,000.00	
Accrued Interest		-141,481.66	
Capital Leases Payable		-9,356,836.00	
Compensated Absences		-252,348.92	
Capitalized Bond and Other Debt Issuance Costs		<u>49,838.00</u>	
Total Long-Term Liabilities			<u>-14,700,828.58</u>

Net Assets of Governmental Activities (Exhibit "A") \$ 60,594,516.39

THOMAS COUNTY BOARD OF EDUCATION  
STATEMENT OF REVENUES, EXPENDITURES AND CHANGES IN FUND BALANCES  
GOVERNMENTAL FUNDS  
YEAR ENDED JUNE 30, 2010

EXHIBIT "E"

	<u>GENERAL FUND</u>	<u>DISTRICT- WIDE CAPITAL PROJECTS FUND</u>	<u>DEBT SERVICE FUND</u>	<u>TOTAL</u>
<b>REVENUES</b>				
Property Taxes	\$ 10,924,142.03			\$ 10,924,142.03
Sales Taxes	133,588.06	\$ 1,500,000.00	\$ 3,255,067.19	4,888,655.25
State Funds	26,175,073.21	1,864,589.96		28,039,663.17
Federal Funds	9,140,283.38			9,140,283.38
Charges for Services	844,931.05			844,931.05
Investment Earnings	167,998.72	73,400.96	65,961.81	307,361.49
Miscellaneous	1,113,055.38			1,113,055.38
	<u>\$ 48,499,071.83</u>	<u>\$ 3,437,990.92</u>	<u>\$ 3,321,029.00</u>	<u>\$ 55,258,091.75</u>
<b>EXPENDITURES</b>				
<b>Current</b>				
Instruction	\$ 29,943,797.59	\$ 11,967.88		\$ 29,955,765.47
Support Services				
Pupil Services	2,561,991.34			2,561,991.34
Improvement of Instructional Services	2,452,911.89			2,452,911.89
Educational Media Services	634,687.15			634,687.15
General Administration	530,946.94			530,946.94
School Administration	2,875,477.96			2,875,477.96
Business Administration	319,433.52	5,200.00		324,633.52
Maintenance and Operation of Plant	3,202,135.43			3,202,135.43
Student Transportation Services	1,819,119.65			1,819,119.65
Central Support Services	346,697.28			346,697.28
Other Support Services	241,613.78			241,613.78
Enterprise Operations	258,600.38			258,600.38
Food Services Operation	2,871,033.87			2,871,033.87
Capital Outlay		6,542,678.35		6,542,678.35
Debt Services				
Principal			\$ 2,280,000.00	2,280,000.00
Interest			481,180.46	481,180.46
	<u>\$ 48,058,446.78</u>	<u>\$ 6,559,846.23</u>	<u>\$ 2,761,180.46</u>	<u>\$ 57,379,473.47</u>
Excess of Revenues over (under) Expenditures	<u>\$ 440,625.05</u>	<u>\$ -3,121,855.31</u>	<u>\$ 559,848.54</u>	<u>\$ -2,121,381.72</u>
<b>OTHER FINANCING SOURCES (USES)</b>				
Capital Leases		\$ 306,836.00		\$ 306,836.00
Transfers In			\$ 93,120.00	93,120.00
Transfers Out	\$ -93,120.00			-93,120.00
	<u>\$ -93,120.00</u>	<u>\$ 306,836.00</u>	<u>\$ 93,120.00</u>	<u>\$ 306,836.00</u>
Net Change in Fund Balances	<u>\$ 347,505.05</u>	<u>\$ -2,815,019.31</u>	<u>\$ 652,968.54</u>	<u>\$ -1,814,545.72</u>
Fund Balances - Beginning	<u>4,769,287.71</u>	<u>6,570,418.06</u>	<u>2,864,356.22</u>	<u>14,204,061.99</u>
Fund Balances - Ending	<u>\$ 5,116,792.76</u>	<u>\$ 3,755,398.75</u>	<u>\$ 3,517,324.76</u>	<u>\$ 12,389,516.27</u>

The notes to the basic financial statements are an integral part of this statement.

THOMAS COUNTY BOARD OF EDUCATION  
 RECONCILIATION OF THE GOVERNMENTAL FUNDS STATEMENT OF  
 REVENUES, EXPENDITURES AND CHANGES IN FUND BALANCES  
 TO THE STATEMENT OF ACTIVITIES  
 JUNE 30, 2010

EXHIBIT "F"

Total Net Change in Fund Balances - Governmental Funds (Exhibit "E") \$ -1,814,545.72

Amounts reported for Governmental Activities in the Statement of Activities are different because:

Capital Outlays are reported as expenditures in Governmental Funds. However, in the Statement of Activities, the cost of Capital Assets is allocated over their estimated useful lives as depreciation expense. In the current period, these amounts are:

Capital Outlay	\$ 6,792,233.38	
Depreciation Expense	<u>-2,085,511.77</u>	
Excess of Capital Outlay over Depreciation Expense		4,706,721.61

Taxes reported in the Statement of Activities that do not provide current financial resources are not reported as revenues in the funds. -161,753.10

The net effect of various miscellaneous transactions involving capital assets (i.e., sales, trade-ins, donations, and disposals) is to increase net assets. 760.77

Bond issuance costs, deferred gains on refundings and similar items when debt is first issued are reported as an expenditure in Governmental Funds, but are reported as deferred charges on the Statement of Net Assets and amortized over the term of the debt, using the straight-line method. The details of this difference in the current period are as follows:

Amortization of Bond Issuance Costs		-19,935.20
-------------------------------------	--	------------

Some of the Capital Assets acquired this year were financed with capital leases. In Governmental Funds, a capital lease arrangement is considered a source of financing, but in the Statement of Net Assets, the lease obligation is reported as a Long-Term Liability. -306,836.00

Repayment of Long-Term Debt is reported as an expenditure in Governmental Funds, but the repayment reduces Long-Term Liabilities in the Statement of Net Assets. In the current year, these amounts consist of:

Bond Principal Retirements	\$ 1,555,000.00	
Capital Lease Payments	<u>725,000.00</u>	
Total Long-Term Debt Repayments		2,280,000.00

Some items reported in the Statement of Activities do not require the use of current financial resources and therefore are not reported as expenditures in Governmental Funds. These activities consist of:

Net Decrease in Accrued Interest	\$ 18,020.61	
Increase in Compensated Absences	<u>-3,014.05</u>	
Total Additional Expenditures		<u>15,006.56</u>

Change in Net Assets of Governmental Activities (Exhibit "B") \$ 4,699,418.92

The notes to the basic financial statements are an integral part of this statement.



THOMAS COUNTY BOARD OF EDUCATION  
STATEMENT OF FIDUCIARY NET ASSETS  
FIDUCIARY FUNDS  
JUNE 30, 2010

EXHIBIT "G"

	PRIVATE PURPOSE TRUSTS	AGENCY FUNDS
<u>ASSETS</u>		
Cash and Cash Equivalents	\$ 6,858.23	\$ 25,078.13
Investments	85,712.76	
 Total Assets	 \$ 92,570.99	 \$ 25,078.13
 <u>LIABILITIES</u>		
Funds Held for Others		\$ 25,078.13
 <u>NET ASSETS</u>		
Held in Trust for Private Purposes	\$ 92,570.99	
 Total Liabilities and Net Assets	 \$ 92,570.99	 \$ 25,078.13

The notes to the basic financial statements are an integral part of this statement.

THOMAS COUNTY BOARD OF EDUCATION  
STATEMENT OF CHANGES IN FIDUCIARY NET ASSETS  
FIDUCIARY FUNDS  
YEAR ENDED JUNE 30, 2010

EXHIBIT "H"

	<u>PRIVATE PURPOSE TRUSTS</u>
<u>ADDITIONS</u>	
Contributions Donors	\$ 2,000.00
Investment Earnings Interest	<u>1,944.86</u>
Total Additions	\$ <u>3,944.86</u>
<u>DEDUCTIONS</u>	
Scholarships	\$ <u>3,250.00</u>
Change in Net Assets	\$ 694.86
Net Assets - Beginning	<u>91,876.13</u>
Net Assets - Ending	<u><u>92,570.99</u></u>

The notes to the basic financial statements are an integral part of this statement.

**NOTE 1: DESCRIPTION OF SCHOOL DISTRICT AND REPORTING ENTITY**

**REPORTING ENTITY**

The Thomas County Board of Education (School District) was established under the laws of the State of Georgia and operates under the guidance of a school board elected by the voters and a Superintendent appointed by the Board. The Board is organized as a separate legal entity and has the power to levy taxes and issue bonds. Its budget is not subject to approval by any other entity. Accordingly, the School District is a primary government and consists of all the organizations that compose its legal entity.

**BLENDED COMPONENT UNIT**

The Bishop Hall Charter School, Incorporated, (Charter School) is responsible for the public education of all students attending its school. The Charter School was created through a contract between the School District and the Charter School whereby all State funding associated with the students attending the Charter School and certain specified local funds are turned over to the Charter School to cover the cost of its operations. The financial statements of the Charter School have been blended with the School District's general fund.

**NOTE 2: SUMMARY OF SIGNIFICANT ACCOUNTING POLICIES**

**BASIS OF PRESENTATION**

The School District's basic financial statements are collectively comprised of the District-wide financial statements, fund financial statements and notes to the basic financial statements of the Thomas County Board of Education.

***District-wide Statements:***

The Statement of Net Assets and the Statement of Activities display information about the financial activities of the overall School District, except for fiduciary activities. Eliminations have been made to minimize the double counting of internal activities. Governmental activities generally are financed through taxes, intergovernmental revenues, and other nonexchange transactions.

The Statement of Activities presents a comparison between direct expenses and program revenues for each function of the School District's governmental activities.

- Direct expenses are those that are specifically associated with a program or function and, therefore, are clearly identifiable to a particular function. Indirect expenses (expenses of the School District related to the administration and support of the School District's programs, such as office and maintenance personnel and accounting) are not allocated to programs.
- Program revenues include (a) charges paid by the recipients of goods or services offered by the programs and (b) grants and contributions that are restricted to meeting the operational or capital requirements of a particular program. Revenues that are not classified as program revenues, including all taxes, are presented as general revenues.

***Fund Financial Statements:***

The fund financial statements provide information about the School District's funds, including fiduciary funds. Eliminations have been made to minimize the double counting of internal activities. Separate statements for each category (governmental and fiduciary) are presented. The emphasis of fund financial statements is on major governmental funds, each displayed in a separate column.

The School District reports the following major governmental funds:

- General Fund is the School District's primary operating fund. It accounts for all financial resources of the School District, except those resources required to be accounted for in another fund.
- District-wide Capital Projects Fund accounts for financial resources including Special Purpose Local Option Sales Tax (SPLOST), Bond Proceeds and grants from Georgia State Financing and Investment Commission to be used for the acquisition, construction or renovation of major capital facilities.
- Debt Service Fund accounts for taxes (sales) legally restricted for the payment of general long-term principal, interest and paying agent's fees.

The School District reports the following fiduciary fund types:

- Private Purpose Trust funds report trust arrangements under which principal and income benefit a scholarship program that aids in defraying college educational expenses of graduates of Thomas County Central High School.
- Agency funds account for assets held by the School District as an agent for various funds or individuals.

#### **BASIS OF ACCOUNTING**

The basis of accounting determines when transactions are reported on the financial statements. The District-wide (governmental and fiduciary) fund financial statements are reported using the economic resources measurement focus and the accrual basis of accounting. Revenues are recorded when earned and expenses are recorded at the time liabilities are incurred, regardless of when the related cash flows take place. Nonexchange transactions, in which the School District gives (or receives) value without directly receiving (or giving) equal value in exchange, include property taxes, sales taxes, grants and donations. On an accrual basis, revenue from property taxes is recognized in the fiscal year for which the taxes are levied. Revenue from sales taxes is recognized in the fiscal year in which the underlying transaction (sale) takes place. Revenue from grants and donations is recognized in the fiscal year in which all eligibility requirements have been satisfied.

The School District uses funds to report on its financial position and the results of its operations. Fund accounting is designed to demonstrate legal compliance and to aid financial management by segregating transactions related to certain governmental functions or activities. A fund is a separate accounting entity with a self-balancing set of accounts.

Governmental funds are reported using the current financial resources measurement focus and the modified accrual basis of accounting. Under this method, revenues are recognized when measurable and available. The School District considers all revenues reported in the governmental funds to be available if they are collected within sixty days after year-end. Property taxes, sales taxes and interest are considered to be susceptible to accrual. Expenditures are recorded when the related fund liability is incurred, except for principal and interest on general long-term debt and compensated absences, which are recognized as expenditures to the extent they have matured. Capital asset acquisitions are reported as expenditures in governmental funds. Proceeds of general long-term liabilities and acquisitions under capital leases are reported as other financing sources.

THOMAS COUNTY BOARD OF EDUCATION  
NOTES TO THE BASIC FINANCIAL STATEMENTS  
JUNE 30, 2010

EXHIBIT "I"

The School District funds certain programs by a combination of specific cost-reimbursement grants, categorical grants, and general revenues. Thus, when program costs are incurred, there are both restricted and unrestricted net assets available to finance the program. It is the School District's policy to first apply grant resources to such programs, followed by cost-reimbursement grants, then general revenues.

The State of Georgia reimburses the School District for teachers' salaries and operating costs through the Quality Basic Education Formula Earnings program (QBE). Generally teachers are contracted for the school year (July 1 - June 30) and paid over a twelve month contract period, generally September 1 through August 31. In accordance with the respective rules and regulations of the QBE program, the State of Georgia reimburses the School District over the same twelve month period in which teachers are paid. At June 30, the amount of teachers' salaries incurred but not paid until July and August of the subsequent year are accrued. Since the State of Georgia recognizes its QBE liability for the July and August salaries at June 30, the School District recognizes the same QBE as a receivable and revenue, consistent with symmetrical recognition.

#### NEW ACCOUNTING PRONOUNCEMENTS

In fiscal year 2010, the School District adopted the Governmental Accounting and Standards Board (GASB) Statement No. 51, *Accounting and Reporting for Intangible Assets*. The provisions of this Statement generally require retroactive reporting for intangible assets acquired after June 30, 1980, with the exception of those intangible assets that have indefinite useful lives and those that are considered internally generated.

In addition, the School District adopted GASB Statement No. 53, *Accounting and Financial Reporting for Derivative Instruments*. The provisions of this Statement impacts disclosure regarding derivative instruments entered into by the state and local governments. Derivative disclosures, if any, will be identified in Note 3.

#### CASH AND CASH EQUIVALENTS

##### Composition of Deposits

Cash and cash equivalents consist of cash on hand, demand deposits and short-term investments with original maturities of three months or less from the date of acquisition in authorized financial institutions. Official Code of Georgia Annotated Section 45-8-14 authorizes the School District to deposit its funds in one or more solvent banks, insured Federal savings and loan associations or insured chartered building and loan associations.

#### INVESTMENTS

##### Composition of Investments

Investments made by the School District in nonparticipating interest-earning contracts (such as certificates of deposit) and repurchase agreements are reported at cost. Participating interest-earning contracts and money market investments with a maturity at purchase of one year or less are reported at amortized cost. Both participating interest-earning contracts and money market investments with a maturity at purchase greater than one year and equity investments are reported at fair value. The Official Code of Georgia Annotated Section 36-83-4 authorizes the School District to invest its funds. In selecting among options for investment or among institutional bids for deposits, the highest rate of return shall be the objective, given equivalent conditions of safety and liquidity. Funds may be invested in the following:

THOMAS COUNTY BOARD OF EDUCATION  
NOTES TO THE BASIC FINANCIAL STATEMENTS  
JUNE 30, 2010

EXHIBIT "I"

1. Obligations issued by the State of Georgia or by other states,
2. Obligations issued by the United States government,
3. Obligations fully insured or guaranteed by the United States government or a United States government agency,
4. Obligations of any corporation of the United States government,
5. Prime banker's acceptances,
6. The Georgia Fund 1 administered by the State of Georgia, Office of Treasury and Fiscal Services,
7. Repurchase agreements, and
8. Obligations of other political subdivisions of the State of Georgia.

The School District does not have a formal policy regarding investment policies that address credit risks, custodial credit risks, concentration of credit risks, interest rate risks or foreign currency risks.

#### RECEIVABLES

Receivables consist of amounts due from property and sales taxes, grant reimbursements due on Federal, State or other grants for expenditures made but not reimbursed and other receivables disclosed from information available. Receivables are recorded when either the asset or revenue recognition criteria has been met. Receivables recorded on the basic financial statements do not include any amounts which would necessitate the need for an allowance for uncollectible receivables.

#### PROPERTY TAXES

The Thomas County Board of Commissioners fixed the property tax levy for the 2009 tax digest year (calendar year) on August 11, 2009 (levy date). Taxes were due on November 15, 2009 (lien date). Taxes collected within the current fiscal year or within 60 days after year-end on the 2009 tax digest are reported as revenue in the governmental funds for fiscal year 2010. The Thomas County Tax Commissioner bills and collects the property taxes for the School District, withholds 2.5% of taxes collected as a fee for tax collection and remits the balance of taxes collected to the School District. Property tax revenues, at the fund reporting level, during the fiscal year ended June 30, 2010, for maintenance and operations amounted to \$10,898,559.30.

The tax millage rate levied for the 2009 tax year (calendar year) for the Thomas County Board of Education was as follows (a mill equals \$1 per thousand dollars of assessed value):

School Operations	<u>12.17</u> mills
-------------------	--------------------

#### SALES TAXES

Special Purpose Local Option Sales Tax, at the fund reporting level, during the year amounted to \$4,755,067.19 and is to be used for capital outlay for educational purposes or debt service. This sales tax was authorized by local referendum and the sales tax must be re-authorized at least every five years.

**INVENTORIES**

**Supplies Inventories**

Inventories of consumable supplies are reported on the Balance Sheet at average cost. The School District uses the consumption method to account for the inventories. The consumable supplies inventories are recorded as an asset when purchased and expenditures are recorded as the inventory items are used.

**Food Inventories**

On the basic financial statements, inventories of donated food commodities used in the preparation of meals are reported at their Federally assigned value and purchased foods inventories are reported at cost (weighted average). The School District uses the consumption method to account for inventories whereby donated food commodities are recorded as an asset and as revenue when received, and expenses/expenditures are recorded as the inventory items are used. Purchased foods are recorded as an asset when purchased and expenses/expenditures are recorded as the inventory items are used.

**CAPITAL ASSETS**

Capital assets purchased, including capital outlay costs, are recorded as expenditures in the fund financial statements at the time of purchase (including ancillary charges). On the District-wide financial statements, all purchased capital assets are valued at cost where historical records are available and at estimated historical cost based on appraisals or deflated current replacement cost where no historical records exist. Donated capital assets are recorded at estimated fair market value on the date donated. Disposals are deleted at depreciated recorded cost. The cost of normal maintenance and repairs that do not add to the value of assets or materially extend the useful lives of the assets is not capitalized. Depreciation is computed using the straight-line method. The School District does not capitalize book collections or works of art. During the fiscal year under review, no events or changes in circumstances affecting a capital asset that may indicate impairment were known to the School District.

Capitalization thresholds and estimated useful lives of capital assets reported in the District-wide statements are as follows:

	Capitalization Policy	Estimated Useful Life
Land	All	N/A
Land Improvements	All	15 to 30 years
Buildings and Improvements	\$ 5,000.00	20 to 80 years
Equipment	\$ 5,000.00	5 to 40 years

Depreciation is used to allocate the actual or estimated historical cost of all capital assets over estimated useful lives.

**COMPENSATED ABSENCES**

Members of the Teachers Retirement System of Georgia (TRS) may apply unused sick leave toward early retirement. The liability for early retirement will be borne by TRS rather than by the individual school districts. Otherwise, sick leave does not vest with the employee, and no liability is reported in the School District's financial statements.

THOMAS COUNTY BOARD OF EDUCATION  
 NOTES TO THE BASIC FINANCIAL STATEMENTS  
 JUNE 30, 2010

EXHIBIT "I"

Vacation leave of 10 days is awarded on a fiscal year basis to all full time personnel employed on a twelve month basis. No other employees are eligible to earn vacation leave. Vacation leave not utilized during the fiscal year may be carried over to the next fiscal year, providing such vacation leave does not exceed 5 days.

Three Year Comparison of Compensated Absences Liability:

	Beginning of Year <u>Liability</u>	<u>Increases</u>	<u>Decreases</u>	End of Year <u>Liability</u>
2008	\$ 252,715.09	\$ 171,275.37	\$ 196,951.00	\$ 227,039.46
2009	\$ 227,039.46	\$ 196,493.91	\$ 174,198.50	\$ 249,334.87
2010	\$ 249,334.87	\$ 161,635.38	\$ 158,621.33	\$ 252,348.92

**GENERAL OBLIGATION BONDS**

The School District issues general obligation bonds to provide funds for the acquisition and construction of major capital facilities. In the District-wide financial statements, bond premiums and discounts, as well as issuance costs, are deferred and amortized over the life of the bonds using the straight-line method. Bond issuance costs are reported as deferred charges and amortized over the term of the debt.

In the fund financial statements, the School District recognizes bond premiums and discounts, as well as bond issuance costs during the fiscal year bonds are issued. Premiums received on debt issuances are reported as other financing sources while discounts on debt issuances are reported as other financing uses. Issuance costs, whether or not withheld from the actual debt proceeds received, are reported as debt service expenditures. General obligation bonds are direct obligations and pledge the full faith and credit of the government. The outstanding amount of these bonds is recorded in the Statement of Net Assets.

**NET ASSETS**

The School District's net assets in the District-wide Statements are classified as follows:

**Invested in capital assets, net of related debt** - This represents the School District's total investment in capital assets, net of outstanding debt obligations related to those capital assets. To the extent debt has been incurred but not yet expended for capital assets, such amounts are not included as a component of invested in capital assets, net of related debt.

**Restricted net assets** - These represent resources for which the School District is legally or contractually obligated to spend resources for continuation of Federal Programs, Charter School, debt service and capital projects in accordance with restrictions imposed by external third parties.

**Unrestricted net assets** - Unrestricted net assets represent resources derived from property taxes, sales taxes, grants and contributions not restricted to specific programs, charges for services, and miscellaneous revenues. These resources are used for transactions relating to the educational and general operations of the School District, and may be used at the discretion of the Board to meet current expenses for those purposes.



## FUND BALANCES

### **Reserved**

Reserves represent those portions of fund balance equity that are legally segregated for a specific future use.

### **Unreserved - Designated**

Designated fund balances represent tentative plans for future use of financial resources.

## USE OF ESTIMATES

The preparation of the financial statements in conformity with accounting principles generally accepted in the United States requires management to make estimates and assumptions that affect the amounts reported in the financial statements and accompanying notes. Actual results may differ from those estimates.

## NOTE 3: DEPOSITS AND INVESTMENTS

### COLLATERALIZATION OF DEPOSITS

Official Code of Georgia Annotated (O.C.G.A.) Section 45-8-12 provides that there shall not be on deposit at any time in any depository for a time longer than ten days a sum of money which has not been secured by surety bond, by guarantee of insurance, or by collateral. The aggregate of the face value of such surety bond and the market value of securities pledged shall be equal to not less than 110 percent of the public funds being secured after the deduction of the amount of deposit insurance. If a depository elects the pooled method (O.C.G.A. Section 45-8-13.1) the aggregate of the market value of the securities pledged to secure a pool of public funds shall be not less than 110 percent of the daily pool balance.

Acceptable security for deposits consists of any one of or any combination of the following:

- (1) Surety bond signed by a surety company duly qualified and authorized to transact business within the State of Georgia,
- (2) Insurance on accounts provided by the Federal Deposit Insurance Corporation,
- (3) Bonds, bills, notes, certificates of indebtedness or other direct obligations of the United States or of the State of Georgia,
- (4) Bonds, bills, notes, certificates of indebtedness or other obligations of the counties or municipalities of the State of Georgia,
- (5) Bonds of any public authority created by the laws of the State of Georgia, providing that the statute that created the authority authorized the use of the bonds for this purpose,
- (6) Industrial revenue bonds and bonds of development authorities created by the laws of the State of Georgia, and
- (7) Bonds, bills, notes, certificates of indebtedness, or other obligations of a subsidiary corporation of the United States government, which are fully guaranteed by the United States government both as to principal and interest or debt obligations issued by or securities guaranteed by the Federal Land Bank, the Federal Home Loan Bank, the Federal Intermediate Credit Bank, the Central Bank for Cooperatives, the Farm Credit Banks, the Federal Home Loan Mortgage Association, and the Federal National Mortgage Association.

THOMAS COUNTY BOARD OF EDUCATION  
 NOTES TO THE BASIC FINANCIAL STATEMENTS  
 JUNE 30, 2010

EXHIBIT "I"

**CATEGORIZATION OF DEPOSITS**

Custodial credit risk is the risk that in the event of a bank failure, the School District's deposits may not be returned to it. The School District does not have a formal policy for managing custodial credit risk. At June 30, 2010, the bank balances were \$14,318,146.30. The bank balances were entirely covered by Federal depository insurance or collateralized with securities held by the pledging financial institution in the School District's name or pledging financial institution's trust department or agent in the School District's name.

**CATEGORIZATION OF INVESTMENTS**

The School District's investments as of June 30, 2010, are presented below. All investments are presented by investment type and debt securities are presented by maturity.

<u>Investment Type</u>	<u>Fair Value</u>	<u>Investment Maturity Less than 1 Year</u>
Debt Securities		
U. S. Treasuries	\$ 582.11	\$ 582.11
U. S. Agencies		
Implicitly Guaranteed	<u>717,856.40</u>	<u>717,856.40</u>
	\$ 718,438.51	<u>\$ 718,438.51</u>
Investment Pools		
Office of Treasury and Fiscal Services		
Georgia Fund 1	<u>2.14</u>	
Total Investments	<u>\$ 718,440.65</u>	

The Georgia Fund 1, formerly referred to as LGIP, administered by the State of Georgia, Office of Treasury and Fiscal Services is not required to be categorized since the School District did not own any specific identifiable securities in the pool. The investment policy of the State of Georgia, Office of Treasury and Fiscal Services for the Georgia Fund 1 (Primary Liquidity Portfolio) does not provide for investment in derivatives or similar investments. Additional information on the Georgia Fund 1 is disclosed in the *State of Georgia* Comprehensive Annual Financial Report. This audit can be obtained from the Georgia Department of Audits and Accounts at <http://www.audits.ga.gov/SGD/cafr.html>.

The Primary Liquidity Portfolio consists of Georgia Fund 1 which is not registered with the SEC as an investment company but does operate in a manner consistent with the SEC's Rule 2a-7 of the Investment Company Act of 1940. The investment is valued at the pool's share price, \$1.00 per share. The pool is an AAAM rated investment pool by Standard and Poor's. The weighted average maturity of Georgia Fund 1 may not exceed 60 days. The weighted average maturity for Georgia Fund 1 on June 30, 2010, was 46 days.

**Interest Rate Risk**

Interest rate risk is the risk that changes in interest rates of debt investment will adversely affect the fair value of an investment. The School District does not have a formal policy for managing interest rate risk.

THOMAS COUNTY BOARD OF EDUCATION  
 NOTES TO THE BASIC FINANCIAL STATEMENTS  
 JUNE 30, 2010

EXHIBIT "I"

**Custodial Credit Risk**

Custodial credit risk for investments is the risk that, in the event of the failure of the counterparty to a transaction, the School District will not be able to recover the value of the investment or collateral securities that are in the possession of an outside party. The School District does not have a formal policy for managing custodial credit risk.

At June 30, 2010, \$718,438.51 of the School District's applicable investments were uninsured or unregistered, with securities held by the counterparty, or by its trust department or agent, but not in the School District's name.

**Credit Quality Risk**

Credit quality risk is the risk that an issuer or other counterparty to an investment will not fulfill its obligations. The School District does not have a formal policy for managing custodial credit risk.

The investments subject to credit quality risk are reflected below:

<u>Rated Debt Investments</u>	<u>Fair Value</u>	<u>Quality Ratings</u>
		<u>Unrated</u>
Debt Securities		
U. S. Agencies		
Implicitly Guaranteed	\$ 717,856.40	\$ 717,856.40

**Concentration of Credit Risk**

Concentration of credit risk is the risk of loss attributed to the magnitude of a government's investment in a single issuer. The School District does not have a formal policy for managing concentration of credit risk. More than 5% of the School District's investments are in Federal Home Loan Bank Debt Securities. This investment is 99% of the School District's total investments.

**NOTE 4: NON-MONETARY TRANSACTIONS**

The School District receives food commodities from the United States Department of Agriculture (USDA) for school breakfast and lunch programs. These commodities are recorded at their Federally assigned value. **See Note 2 - Inventories**

THOMAS COUNTY BOARD OF EDUCATION  
 NOTES TO THE BASIC FINANCIAL STATEMENTS  
 JUNE 30, 2010

EXHIBIT "I"

**NOTE 5: CAPITAL ASSETS**

The following is a summary of changes in the Capital Assets during the fiscal year:

	Balances			Balances
	July 1, 2009	Increases	Decreases	June 30, 2010
Governmental Activities				
Capital Assets, Not Being Depreciated:				
Land	\$ 1,338,753.91			\$ 1,338,753.91
Construction Work In Progress	2,417,439.28	\$ 6,009,279.03	\$ 4,743,310.69	3,683,407.62
Total Capital Assets, Not Being Depreciated	\$ 3,756,193.19	\$ 6,009,279.03	\$ 4,743,310.69	\$ 5,022,161.53
Capital Assets, Being Depreciated:				
Buildings and Improvements	\$ 60,926,822.97	\$ 4,748,830.69		\$ 65,675,653.66
Equipment	7,190,444.30	757,290.35	\$ 15,421.00	7,932,313.65
Land Improvements	4,416,088.52	20,144.00		4,436,232.52
Less: Accumulated Depreciation:				
Buildings and Improvements	12,694,602.35	1,468,728.39		14,163,330.74
Equipment	3,535,549.45	421,695.74	16,181.77	3,941,063.42
Land Improvements	1,954,260.19	195,087.64		2,149,347.83
Total Capital Assets, Being Depreciated, Net	\$ 54,348,943.80	\$ 3,440,753.27	\$ -760.77	\$ 57,790,457.84
Governmental Activity Capital Assets - Net	\$ 58,105,136.99	\$ 9,450,032.30	\$ 4,742,549.92	\$ 62,812,619.37

Capital assets being acquired under capital leases as of June 30, 2010, are as follows:

	Governmental Funds
Buildings and Improvements	\$ 12,237,781.89
Equipment	390,095.00
Less: Accumulated Depreciation	1,458,026.61
	\$ 11,169,850.28

THOMAS COUNTY BOARD OF EDUCATION  
 NOTES TO THE BASIC FINANCIAL STATEMENTS  
 JUNE 30, 2010

EXHIBIT "I"

Current year depreciation expense by function is as follows:

Instruction	\$	1,247,307.40
Support Services		
Pupil Services	\$	114,734.88
Improvement of Instructional Services		17,974.28
Educational Media Services		106,123.20
General Administration		21,385.77
School Administration		84,907.74
Business Administration		6,694.89
Maintenance and Operation of Plant		37,338.58
Student Transportation Services		223,582.22
Central Support Services		89,650.45
		702,392.01
Food Services		135,812.36
		\$ 2,085,511.77

**NOTE 6: INTERFUND TRANSFERS**

Interfund transfers for the year ended June 30, 2010, consisted of the following:

	Transfers
<u>Transfer to</u>	<u>From</u>
	General
	<u>Fund</u>
Debt Service Fund	\$ <u>93,120.00</u>

Transfers are used to move property tax revenues collected by the General Fund to cover required deposits into the Qualified Zone Academy Bonds sinking fund maintained in the Debt Service Fund.

**NOTE 7: RISK MANAGEMENT**

The School District is exposed to various risks of loss related to torts; theft of, damage to, and destruction of assets; errors or omissions; job related illness or injuries to employees; acts of God and unemployment compensation.

The School District has obtained commercial insurance for risk of loss associated with torts, assets, errors or omissions, job related illness or injuries or injuries to employees and acts of God. The School District has neither significantly reduced coverage for these risks nor incurred losses (settlements) which exceeded the School District's insurance coverage in any of the past three years.

The School District is self-insured with regard to unemployment compensation claims. The School District accounts for claims within the General Fund with expenses/expenditures and liability being reported when it is probable that a loss has occurred, and the amount of that loss can be reasonably estimated.

THOMAS COUNTY BOARD OF EDUCATION  
 NOTES TO THE BASIC FINANCIAL STATEMENTS  
 JUNE 30, 2010

EXHIBIT "I"

Changes in the unemployment compensation claims liability during the last two fiscal years are as follows:

	<u>Beginning of Year Liability</u>	<u>Claims and Changes in Estimates</u>	<u>Claims Paid</u>	<u>End of Year Liability</u>
2009	\$ 0.00	\$ 2,759.00	\$ 2,759.00	\$ 0.00
2010	\$ 0.00	\$ 65,956.55	\$ 65,956.55	\$ 0.00

The School District has purchased surety bonds to provide additional insurance coverage as follows:

<u>Position Covered</u>	<u>Amount</u>
Superintendent	\$ 100,000.00
All Other Employees (Per Loss)	\$ 100,000.00

**NOTE 8: LONG-TERM DEBT**

**CAPITAL LEASES**

The Thomas County Board of Education entered into various lease agreements including a Qualified Zone Academy Bonds for renovating, repairing and equipping several schools and related facilities, and the purchase of school buses. These lease agreements qualify as capital leases for accounting purposes, and, therefore, have been recorded at the present value of the future minimum lease payments as of the date of their inception.

**COMPENSATED ABSENCES**

Compensated absences represent obligations of the School District relating to employees' rights to receive compensation for future absences based upon service already rendered. This obligation relates only to vesting accumulating leave in which payment is probable and can be reasonably estimated. Typically, the General Fund is the fund used to liquidate this long-term debt. The School District uses the vesting method to compute compensated absences.

**GENERAL OBLIGATION DEBT OUTSTANDING**

General Obligation Bonds currently outstanding are as follows:

<u>Purpose</u>	<u>Interest Rate</u>	<u>Amount</u>
General Government - Series 2007	2.964%	\$ <u>5,000,000.00</u>

Voters have authorized \$5,000,000.00 in general obligation debt for capital outlay which was not issued as of June 30, 2010.

THOMAS COUNTY BOARD OF EDUCATION  
 NOTES TO THE BASIC FINANCIAL STATEMENTS  
 JUNE 30, 2010

EXHIBIT "I"

The changes in Long-Term Debt during the fiscal year ended June 30, 2010, were as follows:

	Governmental Funds				
	Balance	Additions	Deductions	Balance	Due Within
	July 1, 2009			June 30, 2010	One Year
G. O. Bonds	\$ 6,555,000.00		\$ 1,555,000.00	\$ 5,000,000.00	\$ 1,610,000.00
Capital Leases	9,775,000.00	\$ 306,836.00	725,000.00	9,356,836.00	827,949.30
Compensated Absences	249,334.87	161,635.38	158,621.33	252,348.92	74,723.84
	\$ 16,579,334.87	\$ 468,471.38	\$ 2,438,621.33	\$ 14,609,184.92	\$ 2,512,673.14

At June 30, 2010, payments due by fiscal year which includes principal and interest for these items are as follows:

Fiscal Year Ended June 30:	Capital Leases	
	Principal	Interest
	2011	\$ 827,949.30
2012	850,400.40	241,999.10
2013	877,933.86	211,861.64
2014	910,552.44	180,750.06
2015	865,000.00	148,481.00
2016 - 2020	5,025,000.00	274,973.00
Total Principal and Interest	\$ 9,356,836.00	\$ 1,329,406.00

Fiscal Year Ended June 30:	General Obligation Debt	
	Principal	Interest
	2011	\$ 1,610,000.00
2012	1,665,000.00	100,479.60
2013	1,725,000.00	51,129.00
Total Principal and Interest	\$ 5,000,000.00	\$ 299,808.60

**NOTE 9: ON-BEHALF PAYMENTS**

The School District has recognized revenues and costs in the amount of \$118,792.26 for health insurance and retirement contributions paid on the School District's behalf by the following State Agencies.

Georgia Department of Education  
 Paid to the Georgia Department of Community Health  
 For Health Insurance of Non-Certified Personnel  
 In the amount of \$76,196.93

THOMAS COUNTY BOARD OF EDUCATION  
 NOTES TO THE BASIC FINANCIAL STATEMENTS  
 JUNE 30, 2010

EXHIBIT "I"

Paid to the Teachers Retirement System of Georgia  
 For Teachers Retirement System (TRS) Employer's Cost  
 In the amount of \$27,160.67

Office of Treasury and Fiscal Services  
 Paid to the Public School Employees Retirement System  
 For Public School Employees Retirement (PSERS) Employer's Cost  
 In the amount of \$15,434.66

**NOTE 10: SIGNIFICANT COMMITMENTS**

The following is an analysis of significant outstanding construction or renovation contracts executed by the School District as of June 30, 2010, together with funding available:

Project	Unearned Executed Contracts	Funding Available From State
High School HVAC/Renovation	\$ 173,478.78	\$ 169,706.90

The amounts described in this note are not reflected in the basic financial statements.

**NOTE 11: SIGNIFICANT CONTINGENT LIABILITIES**

Amounts received or receivable principally from the Federal government are subject to audit and review by grantor agencies. This could result in requests for reimbursement to the grantor agency for any costs which are disallowed under grant terms. The School District believes that such disallowances, if any, will be immaterial to its overall financial position.

The School District is a defendant in various legal proceedings pertaining to matters incidental to the performance of routine School District operations. The ultimate disposition of these proceedings is not presently determinable, but is not believed to be material to the basic financial statements.

**NOTE 12: POST-EMPLOYMENT BENEFITS**

**GEORGIA SCHOOL PERSONNEL EMPLOYEES POST-EMPLOYMENT HEALTH BENEFIT FUND**

**Plan Description.** The Georgia School Personnel Post-employment Health Benefit Fund (School OPEB Fund) is a cost-sharing multiple-employer defined benefit post-employment healthcare plan that covers eligible former employees of public school systems, libraries and regional educational service agencies. The School OPEB Fun provides health insurance benefits to eligible former employees and their qualified beneficiaries through the State Employees Health Insurance Plan administered by the Department of Community Health. The Official Code of Georgia Annotated (OCGA) assigns the authority to establish and amend the benefit provisions of the group health plans, including benefits for retirees, to the Board of Community Health (Board).

**Funding Policy.** The contribution requirements of plan members and participating employers are established by the Board in accordance with the current Appropriations Act and may be amended by the Board. Contributions of plan members or beneficiaries receiving benefits vary based on plan election, dependent coverage, and Medicare eligibility and election. On average, plan members pay approximately 25 of the cost of health insurance coverage.



THOMAS COUNTY BOARD OF EDUCATION  
 NOTES TO THE BASIC FINANCIAL STATEMENTS  
 JUNE 30, 2010

EXHIBIT "I"

Participating employers are statutorily required to contribute in accordance with the employer contribution rates established by the Board. The contribution rates are established to fund all benefits due under the health insurance plans for both active and retired employees based on projected "pay-as-you-go" financing requirements. Contributions are not based on the actuarially calculated annual required contribution (ARC) which represents a level of funding that, if paid on an ongoing basis, is projected to cover normal cost each year and amortize any unfunded actuarial liabilities (or funding excess) over a period not to exceed thirty years.

The combined active and retiree contribution rates established by the Board for employers participating in the School OPEB Fund were as follows for the fiscal year ended June 30, 2010:

**For certificated teachers, librarians and regional educational service agencies:**

July 2009	18.534% of covered payroll for August Coverage
August 2009 - October 2009	14.492% of covered payroll for September - November Coverage
November 2009 - June 2010	18.534% of covered payroll for December - July Coverage

**For non-certificated school personnel:**

July 2009 - June 2010	\$162.72 per member per month plus Department of Education contribution of \$22,838,311.00
-----------------------	--

No additional contribution was required by the Board for fiscal year 2010 nor contributed to the State OPEB Fund to prefund retiree benefits. Such additional contribution amounts are determined annually by the Board in accordance with the State plan for other postemployment benefits and are subject to appropriation.

The School District's combined active and retiree contributions to the health insurance plans, which equaled the required contribution, for the current fiscal year and the preceding two fiscal years were as follows:

Fiscal Year	Percentage Contributed	Required Contribution
2010	100%	\$ 4,445,593.35
2009	100%	\$ 3,628,637.80
2008	100%	\$ 5,097,775.00

**NOTE 13: RETIREMENT PLANS**

**TEACHERS RETIREMENT SYSTEM OF GEORGIA (TRS)**

**Plan Description.** The TRS is a cost-sharing multiple-employer defined benefit plan created in 1943 by an act of the Georgia General Assembly to provide retirement benefits for qualifying employees in educational service. A Board of Trustees comprised of active and retired members and ex-officio State employees is ultimately responsible for the administration of TRS. The Teachers Retirement System of Georgia issues a separate stand alone financial audit report and a copy can be obtained from the Georgia Department of Audits and Accounts.

THOMAS COUNTY BOARD OF EDUCATION  
 NOTES TO THE BASIC FINANCIAL STATEMENTS  
 JUNE 30, 2010

EXHIBIT "I"

On October 25, 1996, the Board created the Supplemental Retirement Benefits Plan of the Georgia Teachers Retirement System (SRBP-TRS). SRBP-TRS was established as a qualified excess benefit plan in accordance with Section 415 of the Internal Revenue Code (IRC) as a portion of TRS. The purpose of SRBP-TRS is to provide retirement benefits to employees covered by TRS whose benefits are otherwise limited by IRC Section 415. Beginning July 1, 1997, all members and retired former members in TRS are eligible to participate in the SRBP-TRS whenever their benefits under TRS exceed the IRC Section 415 imposed limitation on benefits.

TRS provides service retirement, disability retirement, and survivor's benefits. The benefit structure of TRS is defined and may be amended by State statute. A member is eligible for normal service retirement after 30 years of creditable service, regardless of age, or after 10 years of service and attainment of age 60. A member is eligible for early retirement after 25 years of creditable service.

Normal retirement (pension) benefits paid to members are equal to 2% of the average of the member's two highest paid consecutive years of service, multiplied by the number of years of creditable service up to 40 years. Early retirement benefits are reduced by the lesser of one-twelfth of 7% for each month the member is below age 60 or by 7% for each year or fraction thereof by which the member has less than 30 years of service. It is also assumed that certain cost-of-living adjustments, based on the Consumer Price Index, will be made in future years. Retirement benefits are payable monthly for life. A member may elect to receive a partial lump-sum distribution in addition to a reduced monthly retirement benefit. Death, disability and spousal benefits are also available.

**Funding Policy.** TRS is funded by member and employer contributions as adopted and amended by the Board of Trustees. Members become fully vested after 10 years of service. If a member terminates with less than 10 years of service, no vesting of employer contributions occurs, but the member's contributions may be refunded with interest. Member contributions are limited by State law to not less than 5% or more than 6% of a member's earnable compensation. Member contributions as adopted by the Board of Trustees for the fiscal year ended June 30, 2010, were 5.25% of annual salary. The member contribution rate will increase to 5.53% effective July 1, 2010. Employer contributions required for fiscal year 2010 were 9.74% of annual salary as required by the June 30, 2007, actuarial valuation. The employer contribution rate will increase to 10.28% effective July 1, 2010.

Employer contributions for the current fiscal year and the preceding two fiscal years are as follows:

Fiscal Year	Percentage Contributed	Required Contribution
2010	100%	\$ 2,684,387.87
2009	100%	\$ 2,810,669.75
2008	100%	\$ 2,778,686.37

(This page left intentionally blank)

THOMAS COUNTY BOARD OF EDUCATION  
GENERAL FUND  
SCHEDULE OF REVENUES, EXPENDITURES AND CHANGES IN FUND BALANCES  
BUDGET AND ACTUAL  
YEAR ENDED JUNE 30, 2010

SCHEDULE "1"

	NONAPPROPRIATED BUDGETS		ACTUAL AMOUNTS
	ORIGINAL (1)	FINAL (1)	
<b>REVENUES</b>			
Property Taxes	\$ 10,700,000.00	\$ 10,550,000.00	\$ 10,924,142.03
Sales Taxes	180,000.00	140,000.00	133,588.06
State Funds	31,183,326.00	27,001,888.00	26,175,073.21
Federal Funds	6,634,378.00	8,916,292.00	9,140,283.38
Charges for Services	685,000.00	684,250.00	844,931.05
Investment Earnings	103,000.00	113,000.00	167,998.72
Miscellaneous	742,447.00	587,147.00	1,113,055.38
<b>Total Revenues</b>	<b>\$ 50,228,151.00</b>	<b>\$ 47,992,577.00</b>	<b>\$ 48,499,071.83</b>
<b>EXPENDITURES</b>			
<b>Current</b>			
Instruction	\$ 31,768,973.00	\$ 30,126,419.00	\$ 29,943,797.59
Support Services			
Pupil Services	2,471,606.00	2,475,466.00	2,561,991.34
Improvement of Instructional Services	2,429,336.00	2,741,174.00	2,452,911.89
Educational Media Services	745,212.00	636,460.00	634,687.15
General Administration	655,481.00	635,695.00	530,946.94
School Administration	2,692,515.00	2,703,397.00	2,875,477.96
Business Administration	326,263.00	324,023.00	319,433.52
Maintenance and Operation of Plant	3,155,102.00	3,185,836.00	3,202,135.43
Student Transportation Services	1,933,919.00	1,877,579.00	1,819,119.65
Central Support Services	400,507.00	385,873.00	346,697.28
Other Support Services	240,396.00	246,160.00	241,613.78
Enterprise Operations			258,600.38
Food Services Operation	3,142,300.00	3,236,029.00	2,871,033.87
<b>Total Expenditures</b>	<b>\$ 49,961,610.00</b>	<b>\$ 48,574,111.00</b>	<b>\$ 48,058,446.78</b>
Excess of Revenues over (under) Expenditures	\$ 266,541.00	\$ -581,534.00	\$ 440,625.05
<b>OTHER FINANCING USES</b>			
Other Uses	-93,120.00	-93,120.00	-93,120.00
<b>Net Change in Fund Balances</b>	<b>\$ 173,421.00</b>	<b>\$ -674,654.00</b>	<b>\$ 347,505.05</b>
Fund Balances - Beginning	4,769,287.71	4,769,287.71	4,769,287.71
<b>Fund Balances - Ending</b>	<b>\$ 4,942,708.71</b>	<b>\$ 4,094,633.71</b>	<b>\$ 5,116,792.76</b>

Notes to the Schedule of Revenues, Expenditures and Changes in Fund Balances Budget and Actual

(1) Original and Final Budget amounts do not include budgeted revenues or expenditures of the various principal accounts.

The accompanying schedule of revenues, expenditures and changes in fund balances budget and actual is presented on the modified accrual basis of accounting which is the basis of accounting used in the presentation of the fund financial statements.

See notes to the basic financial statements.

THOMAS COUNTY BOARD OF EDUCATION  
SCHEDULE OF EXPENDITURES OF FEDERAL AWARDS  
YEAR ENDED JUNE 30, 2010

SCHEDULE "2"

FUNDING AGENCY PROGRAM/GRANT	CFDA NUMBER	PASS- THROUGH ENTITY ID NUMBER	EXPENDITURES IN PERIOD
<b>Agriculture, U. S. Department of</b>			
Child Nutrition Cluster			
Pass-Through From Georgia Department of Education			
Food Services			
School Breakfast Program	* 10.553	N/A	(2)
National School Lunch Program	* 10.555	N/A	\$ <u>2,665,261.05</u> (1)
Total Child Nutrition Cluster			\$ <u>2,665,261.05</u>
Other Programs			
Pass-Through From Georgia Department of Education			
Food Services			
ARRA - Child Nutrition Discretionary Grants Limited Availability	10.579	N/A	\$ 16,000.00
Fresh Fruit and Vegetable Program	10.582	N/A	<u>95,146.57</u>
Total Other Programs			\$ <u>111,146.57</u>
Total U. S. Department of Agriculture			\$ <u>2,776,407.62</u>
<b>Education, U. S. Department of</b>			
Education of Homeless Children and Youth Cluster			
Pass-Through From Georgia Department of Education			
ARRA - Education for Homeless Children and Youth	84.387	N/A	\$ 57,545.99
Education for Homeless Children and Youth	84.196	N/A	<u>56,802.11</u>
Total Education of Homeless Children and Youth Cluster			\$ <u>114,348.10</u>
Education Technology State Grants Cluster			
Pass-Through From Georgia Department of Education			
Education Technology State Grants	84.318	N/A	\$ <u>23,214.00</u>
Special Education Cluster			
Pass-Through From Georgia Department of Education			
Special Education			
ARRA - Grants to States	* 84.391	N/A	\$ 414,257.12
ARRA - Preschool Grants	* 84.392	N/A	20,023.56
Grants to States	* 84.027	N/A	1,253,181.96
Preschool Grants	* 84.173	N/A	<u>46,309.00</u>
Total Special Education Cluster			\$ <u>1,733,771.64</u>
State Fiscal Stabilization Fund Cluster			
Pass-Through From Georgia Department of Education			
ARRA - Education State Grants	* 84.394	N/A	\$ <u>2,650,821.00</u>
Title I, Part A Cluster			
Pass-Through From Georgia Department of Education			
ARRA - Title I Grants to Local Educational Agencies	* 84.389	N/A	\$ 360,680.80
Title I Grants to Local Educational Agencies	* 84.010	N/A	<u>1,231,636.75</u>
Total Title I, Part A Cluster			\$ <u>1,592,317.55</u>

THOMAS COUNTY BOARD OF EDUCATION  
 SCHEDULE OF EXPENDITURES OF FEDERAL AWARDS  
 YEAR ENDED JUNE 30, 2010

SCHEDULE "2"

FUNDING AGENCY PROGRAM/GRANT	CFDA NUMBER	PASS- THROUGH ENTITY ID NUMBER	EXPENDITURES IN PERIOD
Education, U. S. Department of Other Programs			
Pass-Through From Georgia Department of Education			
Career and Technical Education - Basic Grants to States	84.048	N/A	\$ 80,956.00
Even Start - State Educational Agencies	84.213	N/A	6,296.63
Improving Teacher Quality State Grants	84.367	N/A	288,392.51
Migrant Education - State Grant Program	84.011	N/A	71,806.07
Rural Education	84.358	N/A	130,979.02
Safe and Drug-Free Schools and Communities - State Grants	84.186	N/A	<u>3,360.00</u>
Total Other Programs			\$ <u>581,790.23</u>
Total U. S. Department of Education			\$ <u>6,696,262.52</u>
Health and Human Services, U. S. Department of Child Care and Development Fund Cluster			
Pass-Through From Bright From the Start:			
Georgia Department of Early Care and Learning			
ARRA - Child Care and Development Block Grant	93.713	N/A	\$ <u>4,800.00</u>
Total Federal Financial Assistance			\$ <u><u>9,477,470.14</u></u>

N/A = Not Available

Notes to the Schedule of Expenditures of Federal Awards

- (1) Includes the Federally assigned value of donated commodities for the Food Donation Program in the amount of \$176,545.30.
- (2) Expenditures for the funds earned on the School Breakfast Program (\$773,145.14) were not maintained separately and are included in the 2010 National School Lunch Program.

Major Programs are identified by an asterisk (\*) in front of the CFDA number.

The School District did not provide Federal Assistance to any Subrecipient.

The accompanying schedule of expenditures of Federal awards includes the Federal grant activity of the Thomas County Board of Education and is presented on the modified accrual basis of accounting which is the basis of accounting used in the presentation of the fund financial statements.

See notes to the basic financial statements.

THOMAS COUNTY BOARD OF EDUCATION  
SCHEDULE OF STATE REVENUE  
YEAR ENDED JUNE 30, 2010

SCHEDULE "3"

AGENCY/FUNDING	GOVERNMENTAL FUND TYPES		TOTAL
	GENERAL FUND	CAPITAL PROJECTS FUND	
<b>GRANTS</b>			
Bright From the Start:			
Georgia Department of Early Care and Learning Pre-Kindergarten Program	\$ 1,135,920.81		\$ 1,135,920.81
Education, Georgia Department of			
Quality Basic Education			
Direct Instructional Cost			
Kindergarten Program	1,516,712.00		1,516,712.00
Primary Grades (1-3) Program	3,013,694.00		3,013,694.00
Primary Grades - Early Intervention (1-3) Program	760,772.00		760,772.00
Upper Elementary Grades (4-5) Program	1,853,249.00		1,853,249.00
Upper Elementary Grades - Early Intervention (4-5) Program	265,328.00		265,328.00
Middle School (6-8) Program	3,049,707.00		3,049,707.00
High School General Education (9-12) Program	2,696,333.00		2,696,333.00
Vocational Laboratory (9-12) Program	977,188.00		977,188.00
Students with Disabilities, Categories I - V	4,421,858.00		4,421,858.00
Gifted Student - Category VI	531,366.00		531,366.00
Remedial Education Program	503,971.00		503,971.00
Alternative Education Program	264,282.00		264,282.00
English Speakers of Other Languages (ESOL)	56,165.00		56,165.00
Media Center Program	547,015.00		547,015.00
20 Days Additional Instruction	170,081.00		170,081.00
Staff and Professional Development	109,524.00		109,524.00
Indirect Cost			
Central Administration	818,327.00		818,327.00
School Administration	1,032,153.00		1,032,153.00
Facility Maintenance and Operations	1,342,211.00		1,342,211.00
Categorical Grants			
Pupil Transportation			
Regular	891,498.00		891,498.00
Sparsity	13,794.00		13,794.00
Nursing Services	96,984.00		96,984.00
Vocational Supervisors	15,204.00		15,204.00
Mid-term Adjustment Hold-Harmless	123,890.00		123,890.00
Education Equalization Funding Grant	1,671,010.00		1,671,010.00
Food Services	105,228.00		105,228.00
Vocational Education	511,544.39		511,544.39
Amended Formula Adjustment	-5,089,552.00		-5,089,552.00
Other State Programs			
Charter Schools	110,000.00		110,000.00
Dual Enrollment	9,455.00		9,455.00
Health Insurance	76,196.93		76,196.93
National Teacher Certification	20,413.75		20,413.75
Preschool Handicapped Program	96,198.00		96,198.00
Rule 10 Special Education State Grant	60,000.00		60,000.00
Severely Emotionally Disturbed	2,354,657.00		2,354,657.00
Teachers' Retirement	27,160.67		27,160.67
Virtual Schools Grant	100.00		100.00
Georgia State Financing and Investment Commission			
Reimbursement on Construction Projects		\$ 1,864,589.96	1,864,589.96
Office of Treasury and Fiscal Services			
Public School Employees Retirement	15,434.66		15,434.66
	<u>\$ 26,175,073.21</u>	<u>\$ 1,864,589.96</u>	<u>\$ 28,039,663.17</u>

See notes to the basic financial statements.

THOMAS COUNTY BOARD OF EDUCATION  
 SCHEDULE OF APPROVED LOCAL OPTION SALES TAX PROJECTS  
 YEAR ENDED JUNE 30, 2010

SCHEDULE "4"

PROJECT	ORIGINAL ESTIMATED COST (1)	CURRENT ESTIMATED COSTS (2)	AMOUNT EXPENDED IN CURRENT YEAR (3)	AMOUNT EXPENDED IN PRIOR YEARS (3)	PROJECT STATUS
Renovations, new construction and Improvements to Hand in Hand Primary School	\$ 175,000.00	\$ 175,000.00			In Planning Phase
Renovations, new construction and Improvements to Garrison Pilcher Elementary School	3,450,001.00	3,013,098.00	\$ 921,605.00	\$ 2,086,365.00	Completed
Renovations, new construction and Improvements to Cross Creek Elementary School	358,321.00	358,321.00	43,121.00	15,200.00	In Planning Phase
Renovations, new construction and Improvements to Thomas County Middle School	154,000.00	173,640.00			In Planning Phase
Renovations, new construction and Improvements to Thomas County Central High School	11,527,068.00	9,265,263.00	5,258,159.00	3,786,722.00	In Progress/On Schedule
Transportation and Maintenance Facilities; Purchase of Buses, Equipment and Vehicles	557,611.00	557,611.00		8,611.00	In Planning and Bidding Phase
Renovations and Improvements to Athletic Facilities and Equipment	319,254.00	319,222.00	11,968.00	17,316.00	In Planning and Bidding Phase
Acquisition of Classroom Technology and Administrative Software Systems	335,000.00	332,372.00		132,372.00	In Planning Phase
Textbooks	220,000.00	220,407.00		220,407.00	Completed
Retirement of Previously Incurred Debt for Capital Outlay Projects (Middle and Primary Schools)	11,040,574.00	11,040,574.00	1,011,853.00	1,859,013.00	In Progress
Band Instruments	30,000.00	29,979.00		29,979.00	Completed
Interest on SPLOST II Bonds	777,985.00	777,985.00	194,290.00	283,885.00	In Progress
Annual SPLOST Audit	27,400.00	27,400.00	5,200.00	5,700.00	In Progress
Contingency Based on Future SPLOST Collections	3,283,786.00	2,036,591.00			
	<u>\$ 32,256,000.00</u>	<u>\$ 28,327,463.00</u>	<u>\$ 7,446,196.00</u>	<u>\$ 8,445,570.00</u>	

(1) The School District's original cost estimate as specified in the resolution calling for the imposition of the Local Option Sales Tax.

(2) The School District's current estimate of total cost for the projects. Includes all cost from project inception to completion.

(3) The voters of Thomas County approved the imposition of a 1% sales tax to fund the above projects and retire associated debt. Amounts expended for these projects may include sales tax proceeds, state, local property taxes and/or other funds over the life of the projects.

See notes to the basic financial statements.



(This page left intentionally blank)

THOMAS COUNTY BOARD OF EDUCATION  
GENERAL FUND - QUALITY BASIC EDUCATION PROGRAM (QBE)  
ALLOTMENTS AND EXPENDITURES - BY PROGRAM  
YEAR ENDED JUNE 30, 2010

SCHEDULE "5"

DESCRIPTION	ALLOTMENTS FROM GEORGIA DEPARTMENT OF EDUCATION (1) (2)	ELIGIBLE QBE PROGRAM COSTS		
		SALARIES	OPERATIONS	TOTAL
Direct Instructional Programs				
Kindergarten Program	\$ 1,742,169.00	\$ 1,143,148.97	\$ 62,756.33	\$ 1,205,905.30
Kindergarten Program-Early Intervention Program			3,064.84	3,064.84
Primary Grades (1-3) Program	3,498,682.00	2,649,100.42	197,101.08	2,846,201.50
Primary Grades-Early Intervention (1-3) Program	894,163.00	778,421.37	6,730.93	785,152.30
Upper Elementary Grades (4-5) Program	2,131,650.00	2,045,303.21	122,696.53	2,167,999.74
Upper Elementary Grades-Early Intervention (4-5) Program	311,871.00	205,112.10	903.81	206,015.91
Middle School (6-8) Program	3,680,576.00	3,411,753.51	157,073.58	3,568,827.09
High School General Education (9-12) Program	3,420,456.00	3,370,203.01	285,641.01	3,655,844.02
Vocational Laboratory (9-12) Program	1,149,688.00	1,070,744.80	77,282.43	1,148,027.23
Students with Disabilities	5,039,281.00			
Category I		125.76	1,372.46	1,498.22
Category II		62.87	3,077.75	3,140.62
Category III		3,968,630.89	149,755.20	4,118,386.09
Category IV		377,832.39	7,691.43	385,523.82
Gifted Student - Category VI	600,793.00	512,772.47	4,573.82	517,346.29
Remedial Education Program	548,680.00	221,596.69		221,596.69
Alternative Education Program	305,219.00	396,302.41	2,914.17	399,216.58
English Speakers of Other Languages (ESOL)	64,520.00	50,345.56	546.61	50,892.17
TOTAL DIRECT INSTRUCTIONAL PROGRAMS	\$ 23,387,748.00	\$ 20,201,456.43	\$ 1,083,181.98	\$ 21,284,638.41
Media Center Program	630,248.00	536,749.47	88,969.02	625,718.49
Staff and Professional Development	126,423.00	38,699.05	43,891.51	82,590.56
TOTAL QBE FORMULA FUNDS	\$ 24,144,419.00	\$ 20,776,904.95	\$ 1,216,042.51	\$ 21,992,947.46

(1) Comprised of State Funds plus Local Five Mill Share.

(2) Allotments do not include the impact of the State amended formula adjustment.

See notes to the basic financial statements.

SECTION II

COMPLIANCE AND INTERNAL CONTROL REPORTS



## DEPARTMENT OF AUDITS AND ACCOUNTS

270 Washington Street, S.W., Suite 1-156  
Atlanta, Georgia 30334-8400

**Russell W. Hinton**  
STATE AUDITOR  
(404) 656-2174

April 12, 2011

Honorable Nathan Deal, Governor  
Members of the General Assembly  
Members of the State Board of Education  
and  
Superintendent and Members of the  
Thomas County Board of Education

INDEPENDENT AUDITOR'S REPORT ON INTERNAL CONTROL OVER FINANCIAL REPORTING  
AND ON COMPLIANCE AND OTHER MATTERS BASED ON AN AUDIT OF FINANCIAL  
STATEMENTS PERFORMED IN ACCORDANCE WITH GOVERNMENT AUDITING STANDARDS

Ladies and Gentlemen:

We have audited the financial statements of the governmental activities, each major fund, and the aggregate remaining fund information of Thomas County Board of Education as of and for the year ended June 30, 2010, which collectively comprise Thomas County Board of Education's basic financial statements and have issued our report thereon dated April 12, 2011. We conducted our audit in accordance with auditing standards generally accepted in the United States of America and the standards applicable to financial audits contained in *Government Auditing Standards*, issued by the Comptroller General of the United States.

Internal Control Over Financial Reporting

In planning and performing our audit, we considered Thomas County Board of Education's internal control over financial reporting as a basis for designing our auditing procedures for the purpose of expressing our opinions on the financial statements, but not for the purpose of expressing an opinion on the effectiveness of the Thomas County Board of Education's internal control over financial reporting. Accordingly, we do not express an opinion on the effectiveness of the Thomas County Board of Education's internal control over financial reporting.

A *deficiency in internal control* exists when the design or operation of a control does not allow management or employees, in the normal course of performing their assigned functions, to prevent or detect and correct misstatements on a timely basis. A *material weakness* is a deficiency, or combination of deficiencies, in internal control such that there is a reasonable possibility that a material misstatement of the entity's financial statements will not be prevented, or detected and corrected on a timely basis.

Our consideration of internal control over financial reporting was for the limited purpose described in the first paragraph of this section and was not designed to identify all deficiencies in internal control over financial reporting that might be deficiencies, significant deficiencies or material weaknesses. We did not identify any deficiencies in internal control over financial reporting that we consider to be material weaknesses, as defined above.

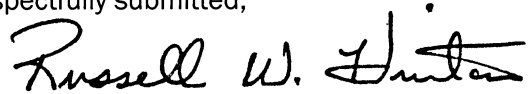
Compliance and Other Matters

As part of obtaining reasonable assurance about whether Thomas County Board of Education's financial statements are free of material misstatement, we performed tests of its compliance with certain provisions of laws, regulations, contracts and grant agreements, noncompliance with which could have a direct and material effect on the determination of financial statement amounts. However, providing an opinion on compliance with those provisions was not an objective of our audit, and accordingly, we do not express such an opinion. The results of our tests disclosed no instances of noncompliance or other matters that are required to be reported under *Government Auditing Standards*.

We noted certain matters that we have reported to management of Thomas County Board of Education in a separate letter dated April 12, 2011.

This report is intended solely for the information and use of management, members of the Thomas County Board of Education, others within the entity, Federal awarding agencies and pass-through entities and is not intended to be and should not be used by anyone other than these specified parties.

Respectfully submitted,

A handwritten signature in black ink that reads "Russell W. Hinton". The signature is written in a cursive style with a prominent initial "R" and a distinct "H".

Russell W. Hinton, CPA, CGFM  
State Auditor

RWH:as  
2010YB-10



## DEPARTMENT OF AUDITS AND ACCOUNTS

270 Washington Street, S.W., Suite 1-156  
Atlanta, Georgia 30334-8400

**Russell W. Hinton**  
STATE AUDITOR  
(404) 656-2174

April 12, 2011

Honorable Nathan Deal, Governor  
Members of the General Assembly  
Members of the State Board of Education  
and  
Superintendent and Members of the  
Thomas County Board of Education

INDEPENDENT AUDITOR'S REPORT ON COMPLIANCE WITH REQUIREMENTS THAT COULD HAVE  
A DIRECT AND MATERIAL EFFECT ON EACH MAJOR PROGRAM AND ON INTERNAL CONTROL  
OVER COMPLIANCE IN ACCORDANCE WITH OMB CIRCULAR A-133

Ladies and Gentlemen:

Compliance

We have audited Thomas County Board of Education's compliance with the types of compliance requirements described in the *OMB Circular A-133 Compliance Supplement* that could have a direct and material effect on each of its major Federal programs for the year ended June 30, 2010. Thomas County Board of Education's major Federal programs are identified in the Summary of Auditor's Results section of the accompanying Schedule of Findings and Questioned Costs. Compliance with the requirements of laws, regulations, contracts, and grants applicable to each of its major Federal programs is the responsibility of Thomas County Board of Education's management. Our responsibility is to express an opinion on Thomas County Board of Education's compliance based on our audit.

We conducted our audit of compliance in accordance with auditing standards generally accepted in the United States of America; the standards applicable to financial audits contained in *Government Auditing Standards*, issued by the Comptroller General of the United States; and OMB Circular A-133, *Audits of States, Local Governments, and Non-Profit Organizations*. Those standards and OMB Circular A-133 require that we plan and perform the audit to obtain reasonable assurance about whether noncompliance with the types of compliance requirements referred to above that could have a direct and material effect on a major Federal program occurred. An audit includes examining, on a test basis, evidence about the Thomas County Board of Education's compliance with those requirements and performing such other procedures as we considered necessary in the circumstances. We believe that our audit provides a reasonable basis for our opinion. Our audit does not provide a legal determination on Thomas County Board of Education's compliance with those requirements.

In our opinion, the Thomas County Board of Education complied, in all material respects, with the compliance requirements referred to above that could have a direct and material effect on each of its major Federal programs for the year ended June 30, 2010.

## Internal Control Over Compliance

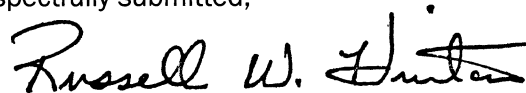
Management of Thomas County Board of Education is responsible for establishing and maintaining effective internal control over compliance with the requirements of laws, regulations, contracts, and grants applicable to Federal programs. In planning and performing our audit, we considered Thomas County Board of Education's internal control over compliance with the requirements that could have a direct and material effect on a major Federal program to determine the auditing procedures for the purpose of expressing our opinion on compliance and to test and report on internal control over compliance in accordance with OMB Circular A-133, but not for the purpose of expressing an opinion on the effectiveness of internal control over compliance. Accordingly, we do not express an opinion on the effectiveness of the Thomas County Board of Education's internal control over compliance.

*A deficiency in internal control over compliance* exists when the design or operation of a control over compliance does not allow management or employees, in the normal course of performing their assigned functions, to prevent, or detect and correct, noncompliance with a type of compliance requirement of a Federal program on a timely basis. *A material weakness in internal control over compliance* is a deficiency, or combination of deficiencies, in internal control over compliance, such that there is a reasonable possibility that material noncompliance with a type of compliance requirement of a Federal program will not be prevented, or detected and corrected, on a timely basis.

Our consideration of internal control over compliance was for the limited purpose described in the first paragraph of this section and was not designed to identify all deficiencies in internal control over compliance that might be deficiencies, significant deficiencies, or material weaknesses. We did not identify any deficiencies in internal control over compliance that we consider to be *material weaknesses*, as defined above.

This report is intended solely for the information and use of management, members of the Thomas County Board of Education, others within the entity, Federal awarding agencies and pass-through entities and is not intended to be and should not be used by anyone other than these specified parties.

Respectfully submitted,



Russell W. Hinton, CPA, CGFM  
State Auditor

RWH:as  
2010SA-10

**SECTION III**

**AUDITEE'S RESPONSE TO PRIOR YEAR FINDINGS AND QUESTIONED COSTS**



THOMAS COUNTY BOARD OF EDUCATION  
AUDITEE'S RESPONSE  
SUMMARY SCHEDULE OF PRIOR YEAR FINDINGS AND QUESTIONED COSTS  
YEAR ENDED JUNE 30, 2010

PRIOR YEAR FINANCIAL STATEMENT FINDINGS AND QUESTIONED COSTS

No matters were reported.

PRIOR YEAR FEDERAL AWARD FINDINGS AND QUESTIONED COSTS

No matters were reported.

SECTION IV  
FINDINGS AND QUESTIONED COSTS

THOMAS COUNTY BOARD OF EDUCATION  
 SCHEDULE OF FINDINGS AND QUESTIONED COSTS  
 YEAR ENDED JUNE 30, 2010

**I SUMMARY OF AUDITOR'S RESULTS**

Financial Statements

Type of auditor's report issue:

Governmental Activities; General Fund; Capital Projects Fund; Debt Service Fund; Aggregate Remaining Fund Information Unqualified

Internal control over financial reporting:

- Material weakness identified? No
- Significant deficiency identified? None Reported

Noncompliance material to financial statements noted: No

Federal Awards

Internal Control over major programs:

- Material weakness identified? No
- Significant deficiency identified? None Reported

Type of auditor's report issued on compliance for major programs:

All major programs Unqualified

Any audit findings disclosed that are required to be reported in accordance with OMB Circular A-133, Section 510(a)? No

Identification of major programs:

<u>CFDA</u> <u>Number(s)</u>	<u>Name of Federal Program or Cluster</u>
	Child Nutrition Cluster
	Title I, Part A Cluster
	Special Education Cluster
	State Fiscal Stabilization Fund Cluster

Dollar threshold used to distinguish between Type A and Type B programs: \$300,000.00

Auditee qualified as low-risk auditee? No

**II FINANCIAL STATEMENT FINDINGS AND QUESTIONED COSTS**

No matters were reported.

**III FEDERAL AWARD FINDINGS AND QUESTIONED COSTS**

No matters were reported.